

MeteoGroup

**Europe's largest independent weather
provider**

Aisling Creevey

MeteoGroup UK

www.meteogroup.com

1. History
2. Clients
3. Weather Products
4. Weather Forecasting Tools
5. My day to day tasks



1. History

- Founded in 1986
 - PA WeatherCentre 1997
- Acquired by PA in 2005
- Offices in nine European countries + USA
- 230 staff, more than 100 meteorologists
- 25 meteorologists in London
- Extensive data sources
- Investment in MRD
- Total support 24/7/365
- Europe's Largest private sector weather business



2. Client base

MeteoGroup

Trading names....

- RoadCast
- AviaCast
- RailCast
- BuildCast
- LeisureCast
- HydroCast
- PortCast



- Roads
- Rail
- Energy

Roads

- Over 50% of the market
- Highways Association
- Local Authority clients
- National Traffic Control Centre
- Full client support 24/7
- High quality road model – extensive MRD research/development
- Client training



RoadCast
Specialised Forecasting services for Highway Maintenance Operations

This website is for User call-CCT and those, Profits, 2 and above or 50000

Username: * Not signed up? Contact Us

Password: * Note: Passwords Case Sensitive

RoadCast - the most innovative and accurate weather forecasting service for highway operations

RoadCast is a complete weather forecasting service, specially tailored to provide highway maintenance engineers with all the weather information required to ensure the safety of the road network. Working together, we develop bespoke weather solutions to suit your business needs.

RoadCast is an essential service for businesses involved in highway operations. Tailored specifically for your requirements throughout the year, it provides up-to-the minute, accurate weather information for specific locations across the highway network, with estimated accuracy levels of accuracy with an unrivalled track record in the UK and across Europe. MeteoGroup has developed the most comprehensive suite of dedicated weather forecasting services available to highway network managers today. Forecasts are produced by our team of dedicated highway meteorologists who are on hand to provide expert assistance 24/7/365. All our forecasts are quality controlled, edited and prioritised in real-time with timely updates and amendments issued as and when necessary.

We'd be delighted to provide more in-depth information about RoadCast and to discuss how this service can be tailored to your needs. Please contact us on 020 7963 7575 or email weather@metogroup.com for more details.

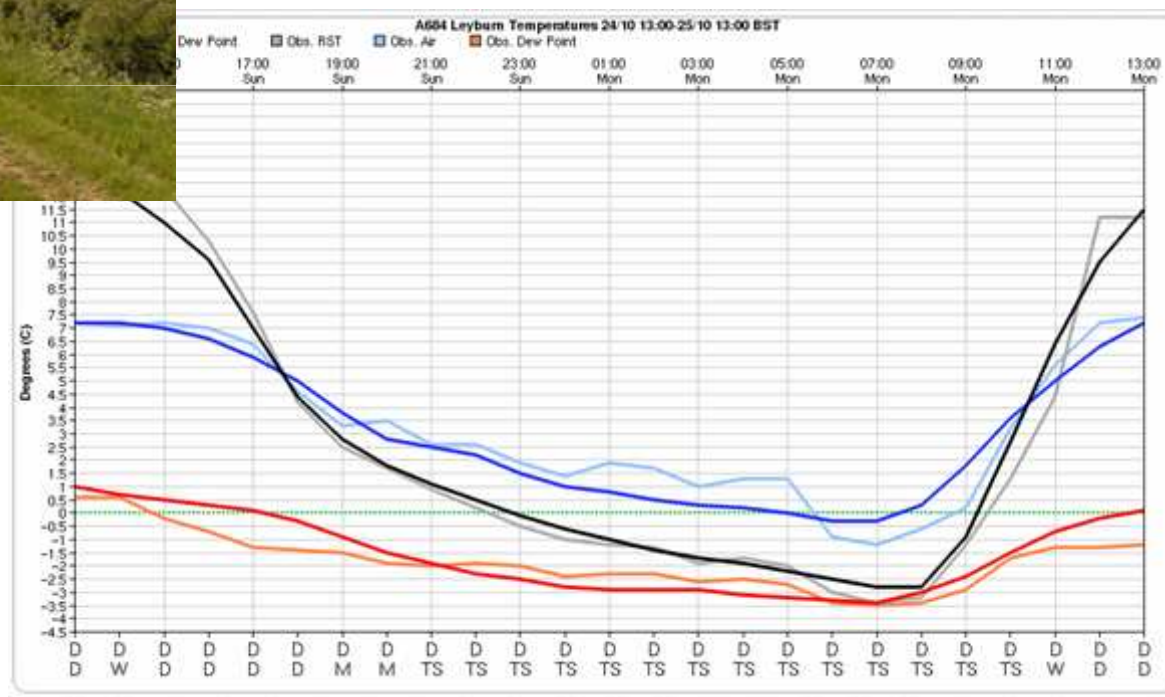
MeteoGroup

MeteoGroup Ltd, 2000, The Green, London, E20 1AA
T: +44 (0) 20 7963 7575 | F: +44 (0) 20 7963 7576 | M: 079 5600 0000 | Company Registration: 12345678





- Text forecasts
- Graph Forecasts and monitoring
- Site specific forecasts
- 24 hour monitoring



Rail





Network Rail
SMT Weather

Username

Password

Not registered or forgotten login?
Contact SMTWeather administrator



MeteoGroup

MeteoGroup UK | PA NewsCentre, 292 Vauxhall Bridge Road, London, SW1V 1AE
T: +44 20 7963 7575 | F: +44 20 7963 7599 | W: <http://www.meteogroup.co.uk> | Company Registration: 3208270

Network forecasting

MeteoGroup

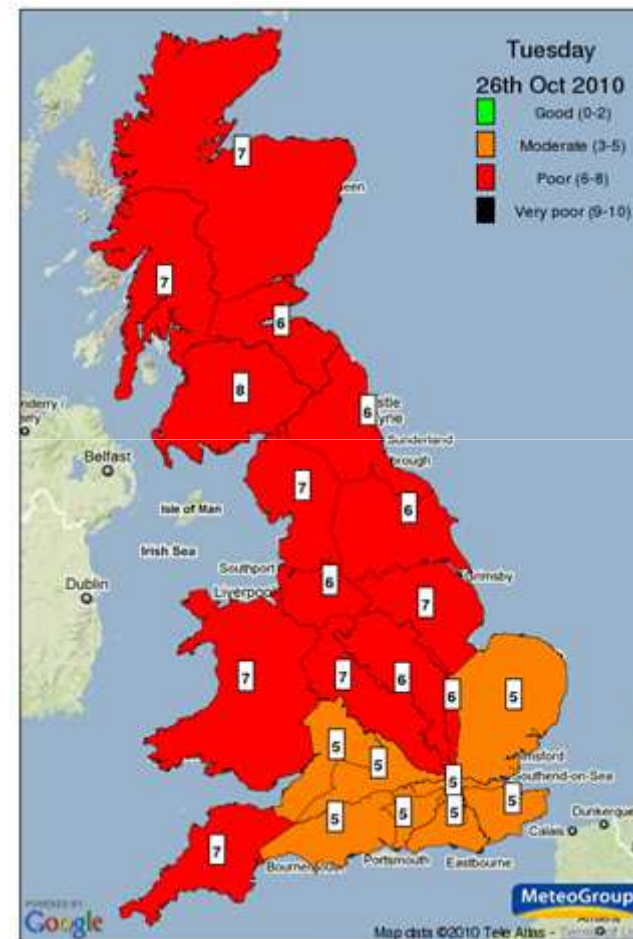
- Allows temperature variations to be mapped
- Tables can show forecasts for 'ghost runs'
- Potential for selective salting by route



date	min. rd	av. rd	worst hazard	0	1	2	3	4	5	6	7	8	9	10	11	12	13	14	15	16	17	18	19	20	21	22	23	24
20100019 11:00	-	-	-	0	0	0	0	0	0	0	0	0	0	0	0	0	0	0	0	0	0	0	0	0	0	0	0	0
20100019 12:00	-	-	-	0	0	0	0	0	0	0	0	0	0	0	0	0	0	0	0	0	0	0	0	0	0	0	0	0
20100019 13:00	4.4	12.7	rain	0	0	0	0	0	0	0	0	0	0	0	0	0	0	0	0	0	0	0	0	0	0	0	0	0
20100019 14:00	4.3	12.3	rain	0	0	0	0	0	0	0	0	0	0	0	0	0	0	0	0	0	0	0	0	0	0	0	0	0
20100019 15:00	4.7	10.9	rain	0	0	0	0	0	0	0	0	0	0	0	0	0	0	0	0	0	0	0	0	0	0	0	0	0
20100019 16:00	3.6	7.7	rain	0	0	0	0	0	0	0	0	0	0	0	0	0	0	0	0	0	0	0	0	0	0	0	0	0
20100019 17:00	2.5	6.4	rain	0	0	0	0	0	0	0	0	0	0	0	0	0	0	0	0	0	0	0	0	0	0	0	0	0
20100019 18:00	1.2	4.4	rain	0	0	0	0	0	0	0	0	0	0	0	0	0	0	0	0	0	0	0	0	0	0	0	0	0
20100019 19:00	1.3	3.7	rain	0	0	0	0	0	0	0	0	0	0	0	0	0	0	0	0	0	0	0	0	0	0	0	0	0
20100019 20:00	1.6	3.1	rain	0	0	0	0	0	0	0	0	0	0	0	0	0	0	0	0	0	0	0	0	0	0	0	0	0
20100019 21:00	0.6	3.6	rain	0	0	0	0	0	0	0	0	0	0	0	0	0	0	0	0	0	0	0	0	0	0	0	0	0
20100019 22:00	0.6	3.6	rain	0	0	0	0	0	0	0	0	0	0	0	0	0	0	0	0	0	0	0	0	0	0	0	0	0
20100019 23:00	0.7	3.2	rain	0	0	0	0	0	0	0	0	0	0	0	0	0	0	0	0	0	0	0	0	0	0	0	0	0
20100019 00:00	1.2	3.8	rain	0	0	0	0	0	0	0	0	0	0	0	0	0	0	0	0	0	0	0	0	0	0	0	0	0
20100019 01:00	1.7	4.0	rain	0	0	0	0	0	0	0	0	0	0	0	0	0	0	0	0	0	0	0	0	0	0	0	0	0
20100019 02:00	2.0	4.4	rain	0	0	0	0	0	0	0	0	0	0	0	0	0	0	0	0	0	0	0	0	0	0	0	0	0
20100019 03:00	2.2	4.7	rain	0	0	0	0	0	0	0	0	0	0	0	0	0	0	0	0	0	0	0	0	0	0	0	0	0
20100019 04:00	5.4	6.9	rain	0	0	0	0	0	0	0	0	0	0	0	0	0	0	0	0	0	0	0	0	0	0	0	0	0
20100019 05:00	2.6	6.1	rain	0	0	0	0	0	0	0	0	0	0	0	0	0	0	0	0	0	0	0	0	0	0	0	0	0
20100019 06:00	3.9	6.4	rain	0	0	0	0	0	0	0	0	0	0	0	0	0	0	0	0	0	0	0	0	0	0	0	0	0
20100019 07:00	4.3	6.7	rain	0	0	0	0	0	0	0	0	0	0	0	0	0	0	0	0	0	0	0	0	0	0	0	0	0
20100019 08:00	4.8	6.0	rain	0	0	0	0	0	0	0	0	0	0	0	0	0	0	0	0	0	0	0	0	0	0	0	0	0
20100019 09:00	5.9	7.0	rain	0	0	0	0	0	0	0	0	0	0	0	0	0	0	0	0	0	0	0	0	0	0	0	0	0
20100019 10:00	9.6	8.6	rain	0	0	0	0	0	0	0	0	0	0	0	0	0	0	0	0	0	0	0	0	0	0	0	0	0
20100019 11:00	7.4	9.1	rain	0	0	0	0	0	0	0	0	0	0	0	0	0	0	0	0	0	0	0	0	0	0	0	0	0
20100019 12:00	9.8	10.1	rain	0	0	0	0	0	0	0	0	0	0	0	0	0	0	0	0	0	0	0	0	0	0	0	0	0



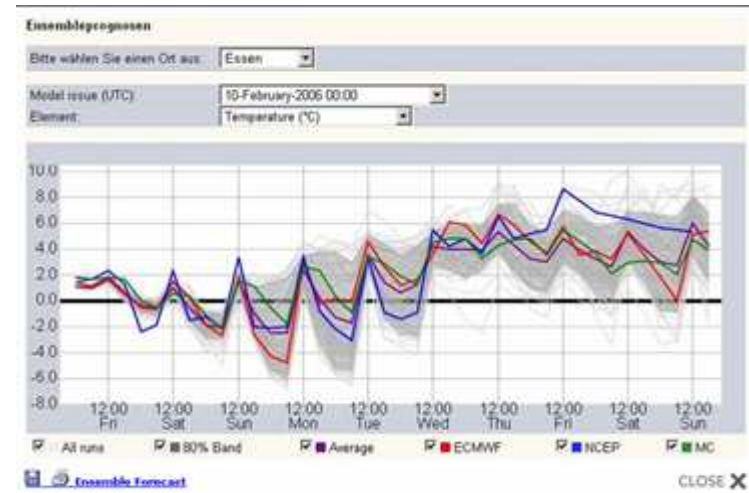
- Full forecast service
 - General weather
 - Hazards
 - Conductor rail icing
- Observations
- Autumn adhesion forecast



Energy

Energy

- Trading
- Power production
 - Gas/coal
 - Nuclear
 - Wind
 - Wave



Maximum und Minimum Temperaturen - Abweichung vom Klimamittelwert

City	Fri 10.02.		Sat 11.02.		Sun 12.02.		Mon 13.02.		Tue 14.02.		Wed 15.02.		Thu 16.02.		Fri 17.02.		Sat 18.02.		Sun 19.02.		Normal	
	Min	Max	Min	Max	Min	Max	Min	Max	Min	Max	Min	Max	Min	Max	Min	Max	Min	Max	Min	Max	Min	Max
Amsterdam	2.5	4.6	-0.0	3.4	+0.5	4.8	1.2	5.4	2.2	7.3	4.3	8	4.8	8.1	3.9	7.5	3.5	7.3	3.4	7.6	0.1	5.4
Berlin	0.1	0.7	-2.1	1.4	-3.2	0.8	-8.3	2.2	-3.1	3.5	-0.8	4.2	0.7	4.8	12.5	6.2	6.8	5.8	1.1	6.1	-3.0	3.8
Brussels	0.8	5.7	0.2	3.8	-0.1	2.7	1.8	5.3	2.6	7.8	5.3	8.9	5.2	8.4	5.3	8.8	5.3	8.4	5.7	9.3	0.0	7.8
Essen	0.8	2.4	-1	1.1	-1.8	1.4	0.1	3.5	0.2	4.8	2.7	6.8	3.6	7	3.5	6.6	3.1	6.9	3.4	7	0.0	5.1
Frankfurt	-1.7	4.1	-1.8	3.3	-4.4	3	-2.3	4.9	-3.3	5.9	-0.1	6.8	1.8	7.5	2.7	7.5	3	7.5	3.4	7.5	-1.8	5.2
Glasgow	-5	5.5	1	8.5	4.3	9.8	8.9	11	6.3	9.7	4.7	8.1	3.5	7.7	2	7	1.8	6.8	2.2	7.3	1.2	6.6
Hamburg	0.7	3.7	-1.2	1.3	-3	2.8	-1.5	3.5	-0.9	4.6	1.2	5.8	3.2	5.7	3	5.8	1.3	5.3	2.8	5.8	-1.8	3.8
London	-2.2	7.3	-1.1	6.7	3	9.8	8.4	10	5.7	9.3	5.8	10.5	5.4	9.8	4.9	9.8	4.6	9.7	5.4	9.8	2.0	7.0
Manchester	-3.2	5.8	-2.3	8	5.1	9.3	8.7	11.6	6.8	9.7	6.1	9	4.3	8.4	3	6.5	3.2	6.1	2.8	6.5	1.6	6.6
Marseille	4.3	9.4	-0.5	10.9	-0.2	10.3	0.1	11.3	0.2	12.2	3.2	12	6.4	12.8	7.3	14	6.8	13.9	7.2	14.4	3.8	12.1
Madrid	-1.7	13.8	1.8	16.3	2.8	15.3	-0.8	15.4	1.1	14.2	1	11.8	1.8	12.1	2.3	12.8	3.4	14.8	4.1	14.3	2.0	11.8
Paris	0.8	5.9	0.3	5.9	-0.4	5.8	3.8	7.8	3.9	8.8	-5.4	9.4	5.8	9.8	6.3	9.8	5	8.9	6.4	10.7	1.3	7.4
Rome	1.2	14	-0.1	13.2	10.7	10.7	11.4	10.9	11.3	11.4	11.4	2.5	12	5.4	13.7	9.3	16	2.8	14.9	4.5	12.5	

Legend:

- >=6
- +4 to +6
- +2 to +4
- normal
- 2 to -4
- 4 to -6
- <-6

Die Abweichung der vorhergesagten Temperaturen vom Klimamittelwert ist farblich gekennzeichnet.

Maximum and Minimum Temperatures - Difference to Climate Mean Values

3. Weather Products

- Raintoday
- Weather Pro
- Meteoearth
- Weather Video
- Vodcast
- Web Graphics
- Page Ready

The screenshot displays the RainToday.co.uk website interface. At the top, there is a banner for "RainToday? premium" and the "MeteoGroup Powered by MeteoGroup" logo. Below the banner, a navigation bar includes a "Like" button, a user profile for Samuel Woodcock, Rob Whittle, and 1,304 others, and a clock showing 18:15. A secondary navigation bar offers links for "Click here for Temperature Map", "View Radar Key", "Radar automatically updates", and "Rain Today Premium".

The main content area features a large weather radar map of the United Kingdom and Ireland. The map is overlaid with a color-coded forecast: red for rain, yellow for showers, and blue for sun. Major cities like London, Manchester, and Glasgow are labeled. A "Forecast" button is visible above the map, and a "Hide" button is located near the top right of the map area. A vertical scale on the left side of the map indicates radar intensity.

On the left sidebar, there is a "Click here to view forecast video" button, a "Click here for today's weather forecast" link, and a "What's New?" section. Below this, a login section shows the user is logged in as "beatrice.howell@meteogroup.com" with a "Your Rain Today Premium Account" and a "Logout" button. Further down, there are buttons for "Full screen radar" and "Go to raintoday.co.uk".

The "Your Places" section lists "Ipswich, Suffolk IP4 5PA" and "Westminster, London SW1V 1AE". A "Wednesday's Weather for London, UK" section provides a "Sunny Spells" button, a wind speed of "WWS 9 kmh (5 mph)", a temperature of "Max. 6.1°C | Min. 0.3°C", and a "4% chance of rain". Below this, there are buttons for "0mm rain", "0 hours of rain", and "4h 30m of sunshine". A "Forecast Ahead..." button is also present.

At the bottom of the sidebar, there is a section for "Extremes for Tuesday 23-11-2010".

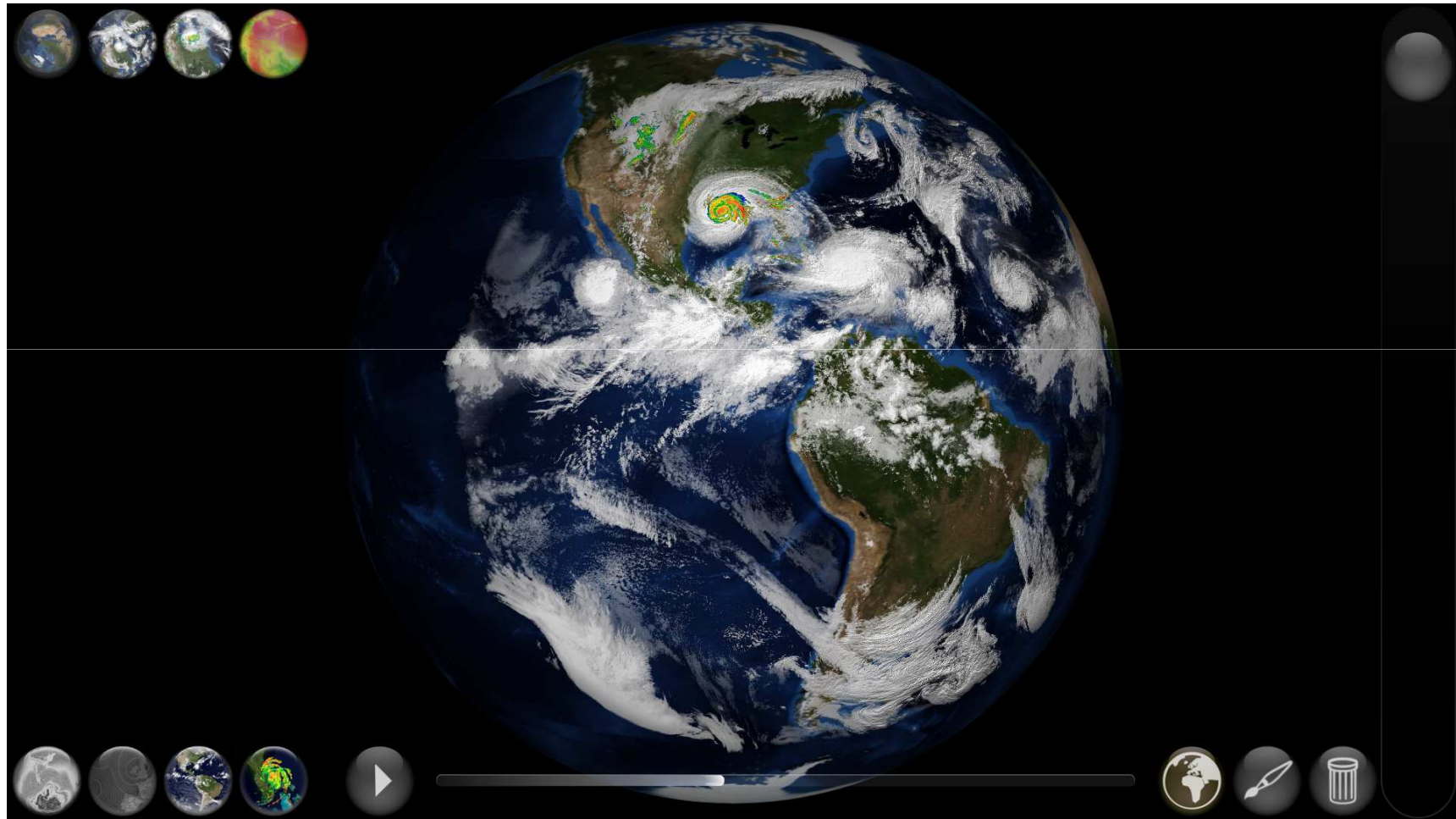
WeatherPro


MeteoGroup




Weather^{pro} for Android











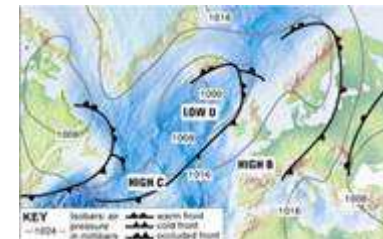


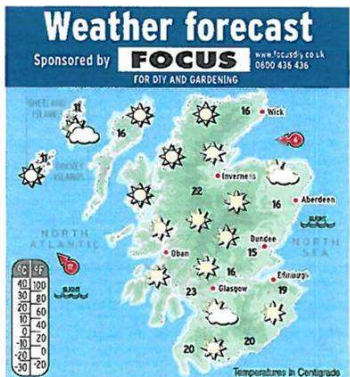




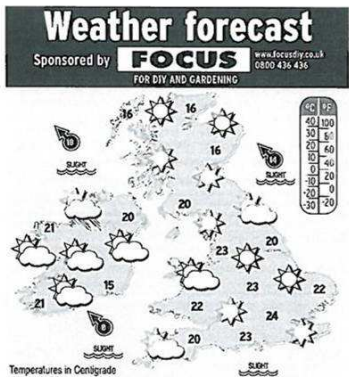


- In-house design
- Ready to print
- Customised panels
- 365 days a year
- Over 100 titles

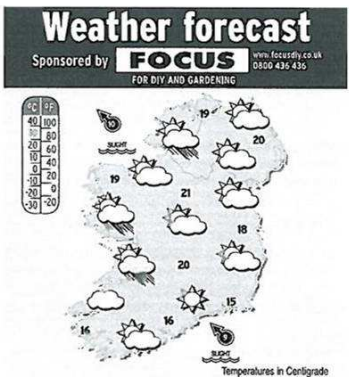




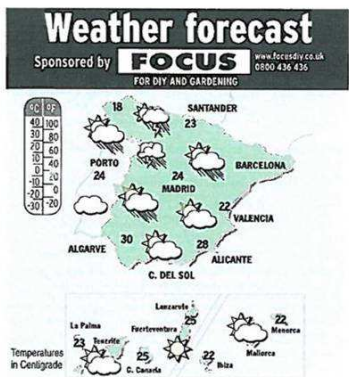
Weather forecast text for Ireland, including 'Today's summary' and 'UK OUTLOOK TOMORROW'.




Weather forecast text for the British Isles, including 'Today's summary' and 'UK OUTLOOK TOMORROW'.



Weather forecast text for the British Isles, including 'Today's summary' and 'UK OUTLOOK TOMORROW'.



Weather forecast text for Spain, Portugal, and the Balearic and Canary Islands, including 'Today's forecast' and 'UK outlook tomorrow'.



Weather forecast text for the Eastern Mediterranean region, including 'Today's forecast' and 'UK outlook tomorrow'.

SIX-DAY FORECAST table for Ireland with columns for THU, FRI, SAT, SUN, MON, TUE and temperature ranges.

SIX-DAY FORECAST table for the British Isles with columns for THU, FRI, SAT, SUN, MON, TUE and temperature ranges.

SIX-DAY FORECAST table for the British Isles with columns for THU, FRI, SAT, SUN, MON, TUE and temperature ranges.

SIX-DAY FORECAST table for Spain, Portugal, and the Balearic and Canary Islands with columns for THU, FRI, SAT, SUN, MON, TUE and temperature ranges.

SIX-DAY FORECAST table for the Eastern Mediterranean region with columns for THU, FRI, SAT, SUN, MON, TUE and temperature ranges.

Britain yesterday, Moon, sun and tides, and Europe forecast table.

Britain yesterday, Moon, sun and tides, and Europe forecast table.

Britain yesterday, Moon, sun and tides, and Europe forecast table.

Britain yesterday, Moon, sun and tides, and Europe forecast table.

Britain yesterday, Moon, sun and tides, and Europe forecast table.

Around the world yesterday and today forecast table.

Around the world yesterday and today forecast table.

Around the world yesterday and today forecast table.

Around the world yesterday and today forecast table.

Around the world yesterday and today forecast table.

Supplied by MeteoGroup

Supplied by MeteoGroup

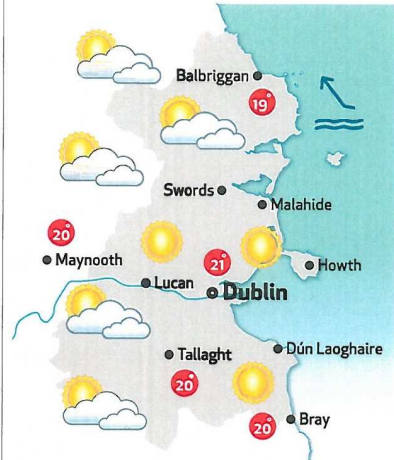
Supplied by MeteoGroup

Supplied by MeteoGroup

Supplied by MeteoGroup

Dry, warm and bright

Remaining fairly warm over the next few days but with an increasing risk of thundery showers.



WEDNESDAY 7th
Sunny spells and isolated thundery showers.
+21°

THURSDAY 8th
Warm sunny intervals and scattered showers.
+21°

FRIDAY 9th
Sunny intervals and the odd shower.
+20°

SATURDAY 10th
Scattered heavy showers and thunder.
+19°

SUNDAY 11th
Mostly dry with warm sunny spells.
+18°

Weather maps and data supplied by **MeteoGroup**

THIS MORNING
Any early mist or fog patches will soon clear, leaving it mainly dry with some decent periods of warm spring sunshine. However, cloud will tend to build as the day progresses with the risk of one or two isolated showers breaking out by midday. Light to moderate southeasterly winds. Morning temp 16-19C (61-66F).

THIS AFTERNOON
Dry with further spells of sunshine. However, there is also the chance of some patches of mist or low cloud drifting in off the Irish Sea. Feeling pleasantly warm in the sunshine though, with a light to moderate southeasterly wind. Max temp 18-21C (64-70F).

TONIGHT
Any isolated heavy showers or thunderstorms will die out during the evening. It will then be largely dry across the Dublin areas with cloud melting away to give some lengthy clear spells. With only light south to southeasterly winds, some mist may form in places. Min temp 9-12C (48-54F).

TOMORROW
There will be further sunshine, but also the likelihood of one or two showers. Some of these could turn out to be rather heavy with the risk of the odd rumble of thunder. Feeling pleasantly warm in the sunshine though, with a light to moderate southeasterly wind. Max temp 18-21C (64-70F).

TEMPERATURES

IRELAND		C	F
Cork		15	59
Donegal		21	70
Galway		20	68
Limerick		20	68
Tipperary		20	68
Waterford		15	59
Belfast		19	66
EUROPE		C	F
Algarve	Portugal	24	75
Brussels	Belgium	22	72
London	England	23	73
Madrid	Spain	26	79
Paris	France	24	75
Rome	Italy	22	72

The latest official weather information by phone, updated three times a day, every day.
Call 1550 123 Plus:
Munster 850
Leinster 851
Connacht 852
Ulster 853
Dublin 854
Sea area 855

WEATHERDIAL
FROM MET ÉIREANN

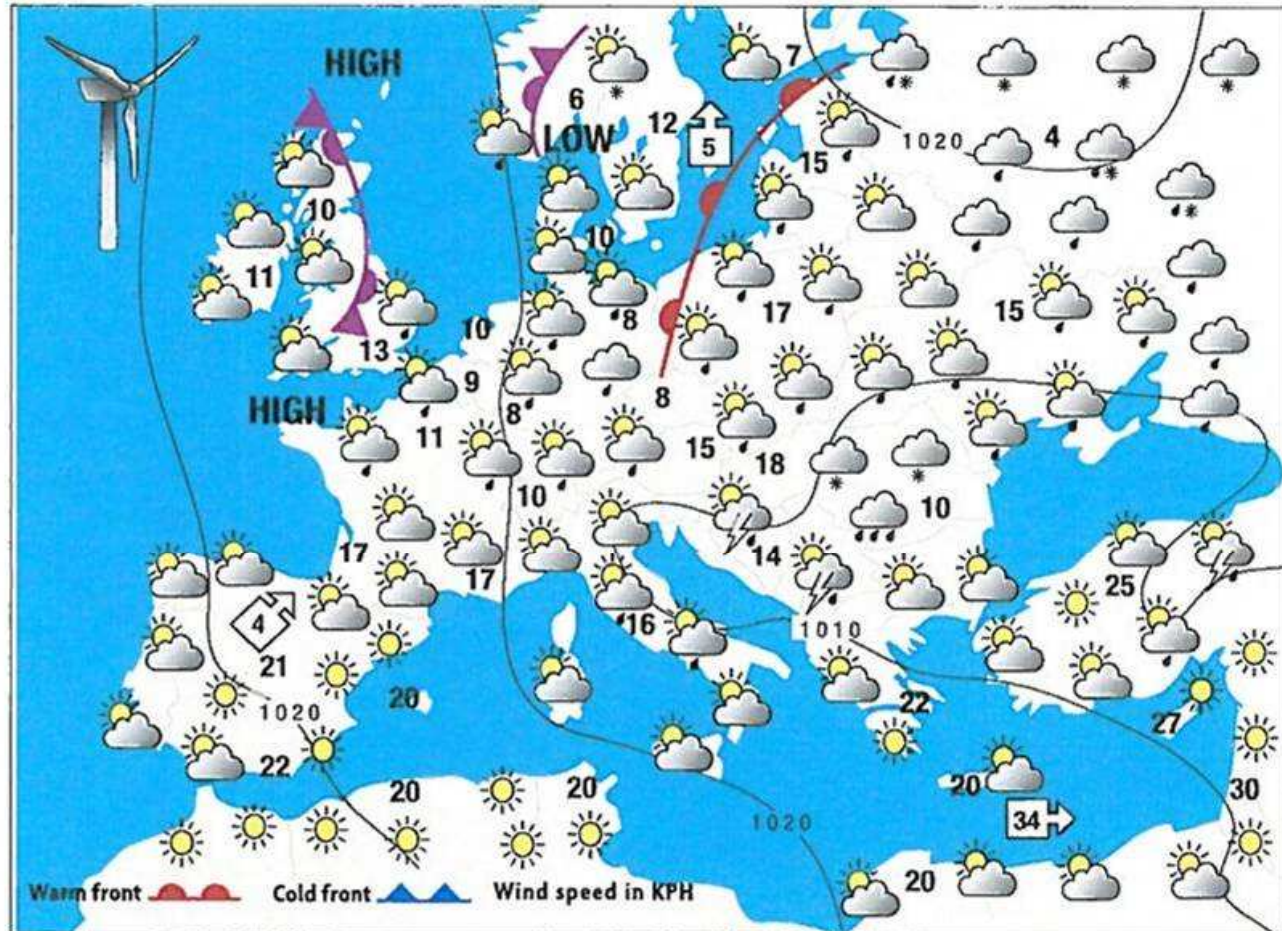
Weatherdial fax:
For detailed forecasts and charts call **1570 131 838**
Calls from a fax machine with tone access plus phone handset or speaker

iTouch
Citywest, Co Dublin. Tel 01 4112021
www.itouch.ie wap.itouch.ie
Calls cost 72c per minute (inc VAT)
Calls to fax service cost €1.26 per min (inc VAT)

Today's temperature

Maximum for day °C

Abu Dhabi	Sun	33
Amsterdam	Shower	10
Ankara	Fair	25
Athens	Fair	22
Bahrain	Sun	35
Barcelona	Sun	17
Beijing	Sun	26
Belfast	Fair	11
Belgrade	Shower	15
Berlin	Shower	8
Brussels	Shower	9
Budapest	Shower	18
Cairo	Sun	35
Cardiff	Fair	12
Chicago	Sun	16
Cologne	Shower	8
Copenhagen	Fair	10
Delhi	Fair	38
Dubai	Sun	33
Dublin	Fair	11
Edinburgh	Shower	9
Frankfurt	Shower	11
Geneva	Shower	11
Hamburg	Fair	10
Helsinki	Fair	7
Hong Kong	Fair	26
Istanbul	Sun	19
Lisbon	Fair	21
London	Fair	13
Los Angeles	Sun	20
Luxembourg	Shower	8
Madrid	Sun	21
Malta	Fair	18
Manila	Shower	31
Miami	Fair	24
Milan	Shower	17
Montreal	Sun	10
Moscow	Rain	4
Mumbai	Sun	33



Munich	Shower	8
Naples	Shower	16
New York	Sun	15
Nice	Sun	17
Nicosia	Sun	27
Oslo	Snow	6
Paris	Shower	11

Prague	Shower	8
Reykjavik	Cloudy	7
Riga	Shower	15
Rio	Thunder	26
Rome	Shower	16
San Francisco	Sun	15
Singapore	Shower	32

Stockholm	Fair	12
Strasbourg	Shower	12
Sydney	Cloudy	19
Tokyo	Sun	19
Toronto	Sun	13
Vancouver	Cloudy	11
Vienna	Shower	15

Warsaw	Shower	17
Washington	Fair	15
Zagreb	Shower	10
Zurich	Shower	10


Forecasts by



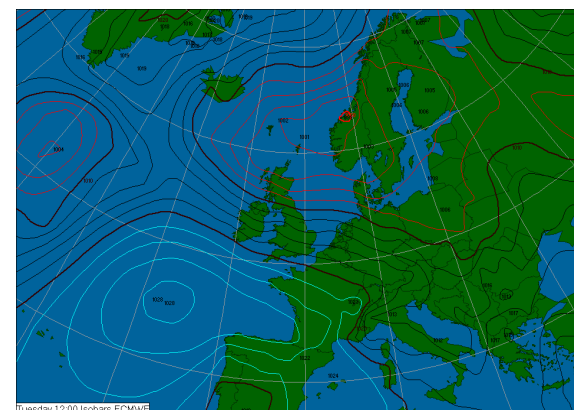
- Data Sources
- Midas
- Satellite
- Precipitation Type Radar
- MOS
- Observations

Data sources

MeteoGroup

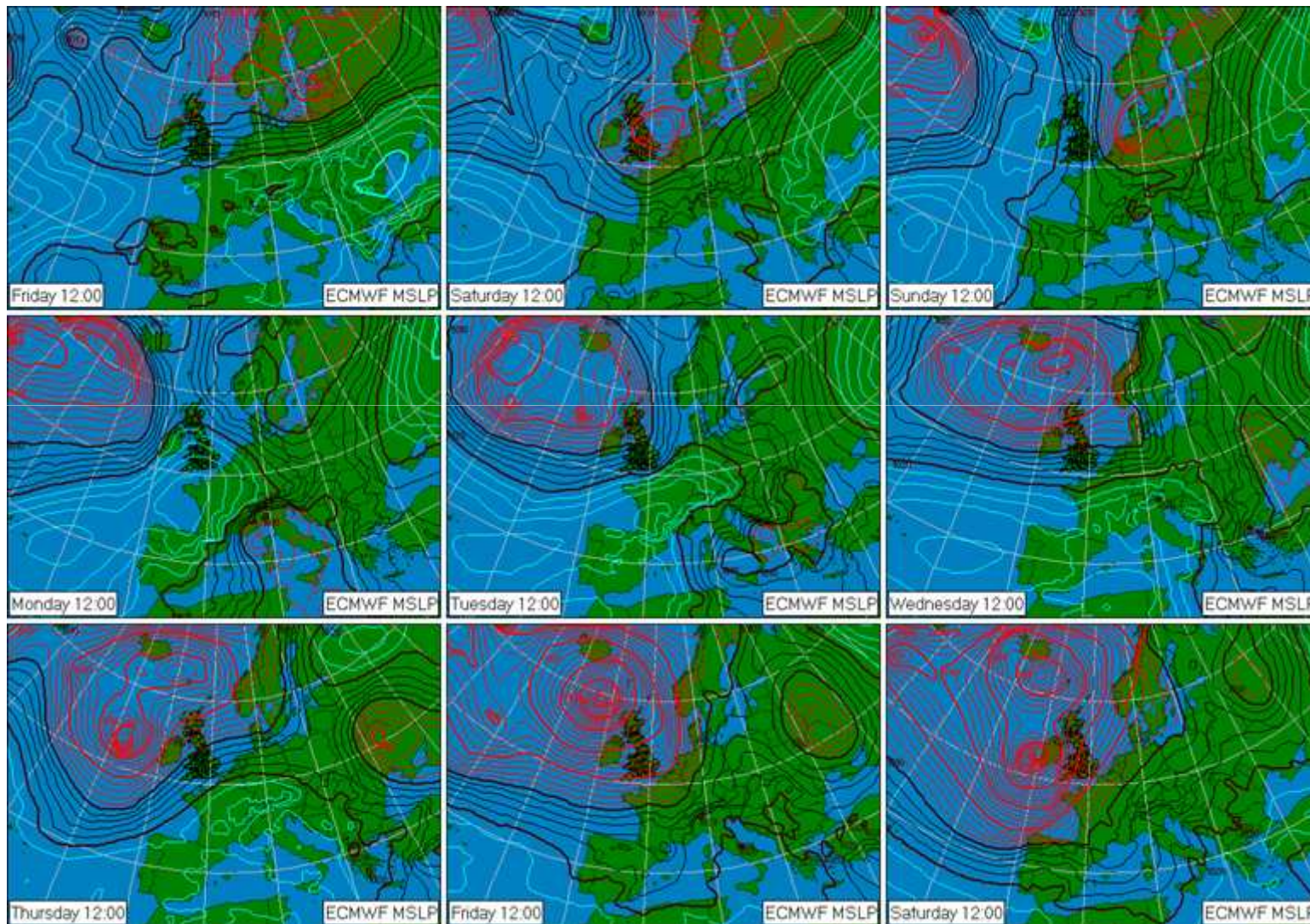


Koninklijk Nederlands
Meteorologisch Instituut
Ministerie van Verkeer en Waterstaat



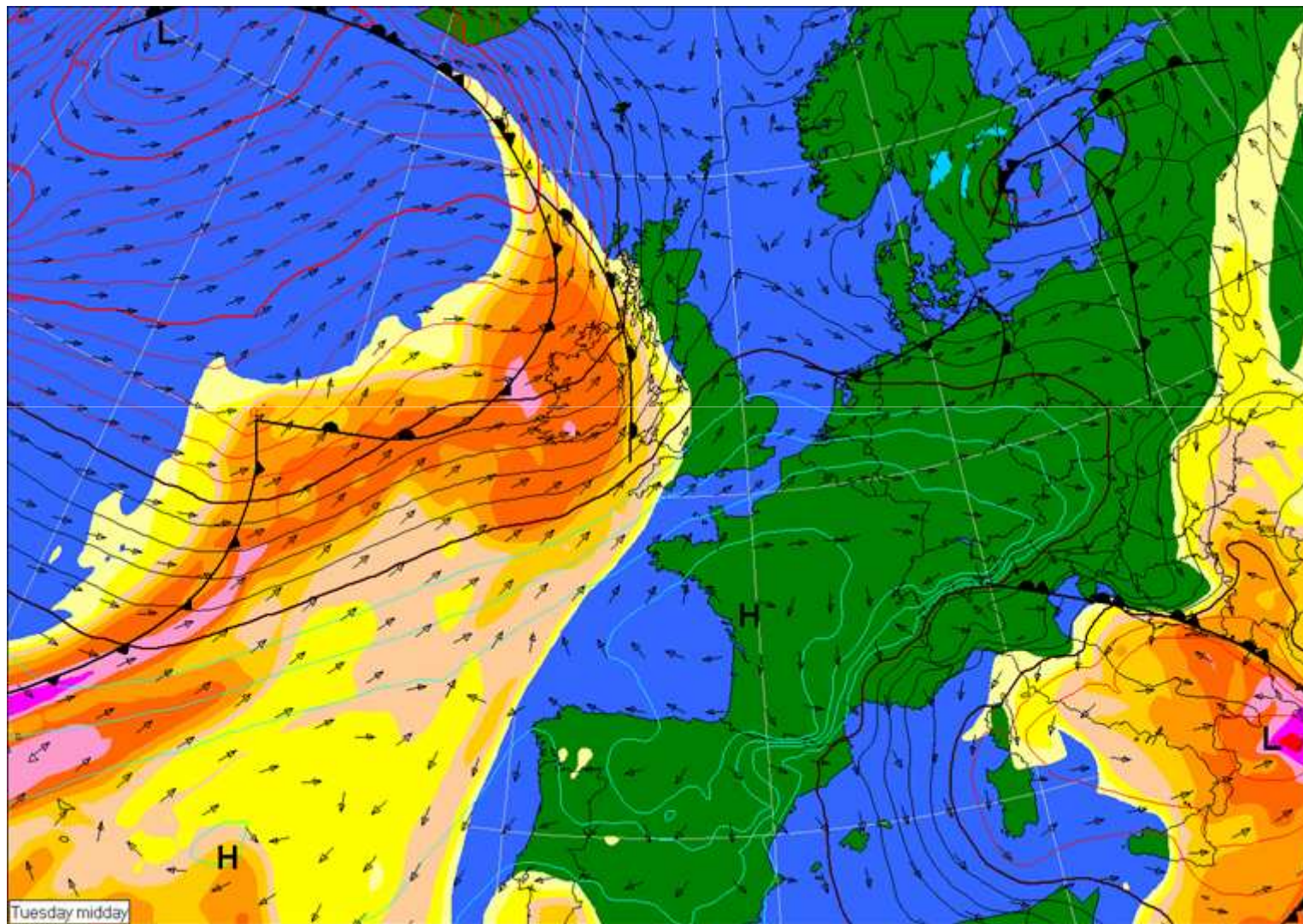
MIDAS - ECMWF

MeteoGroup



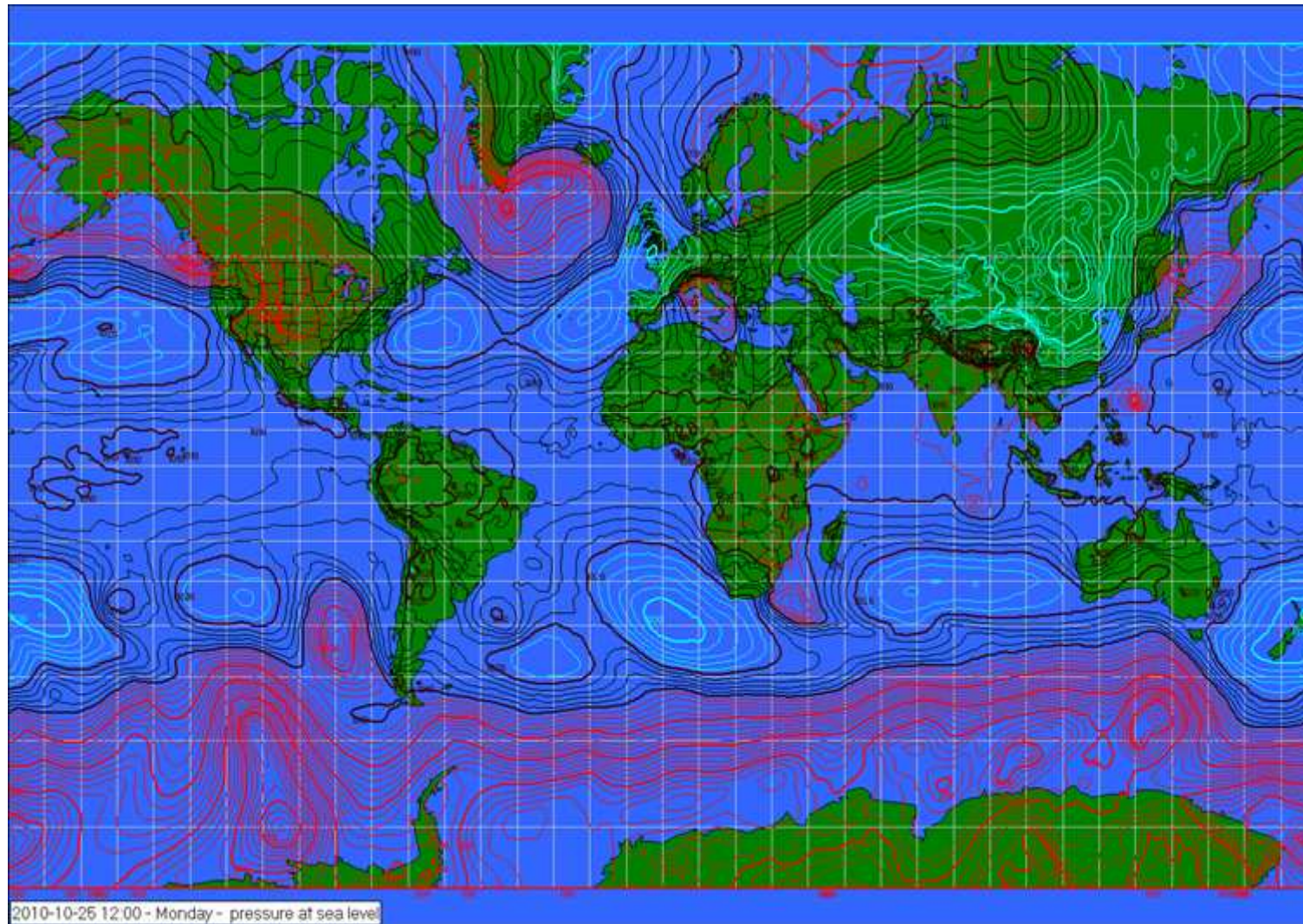
Automatic fronts

MeteoGroup



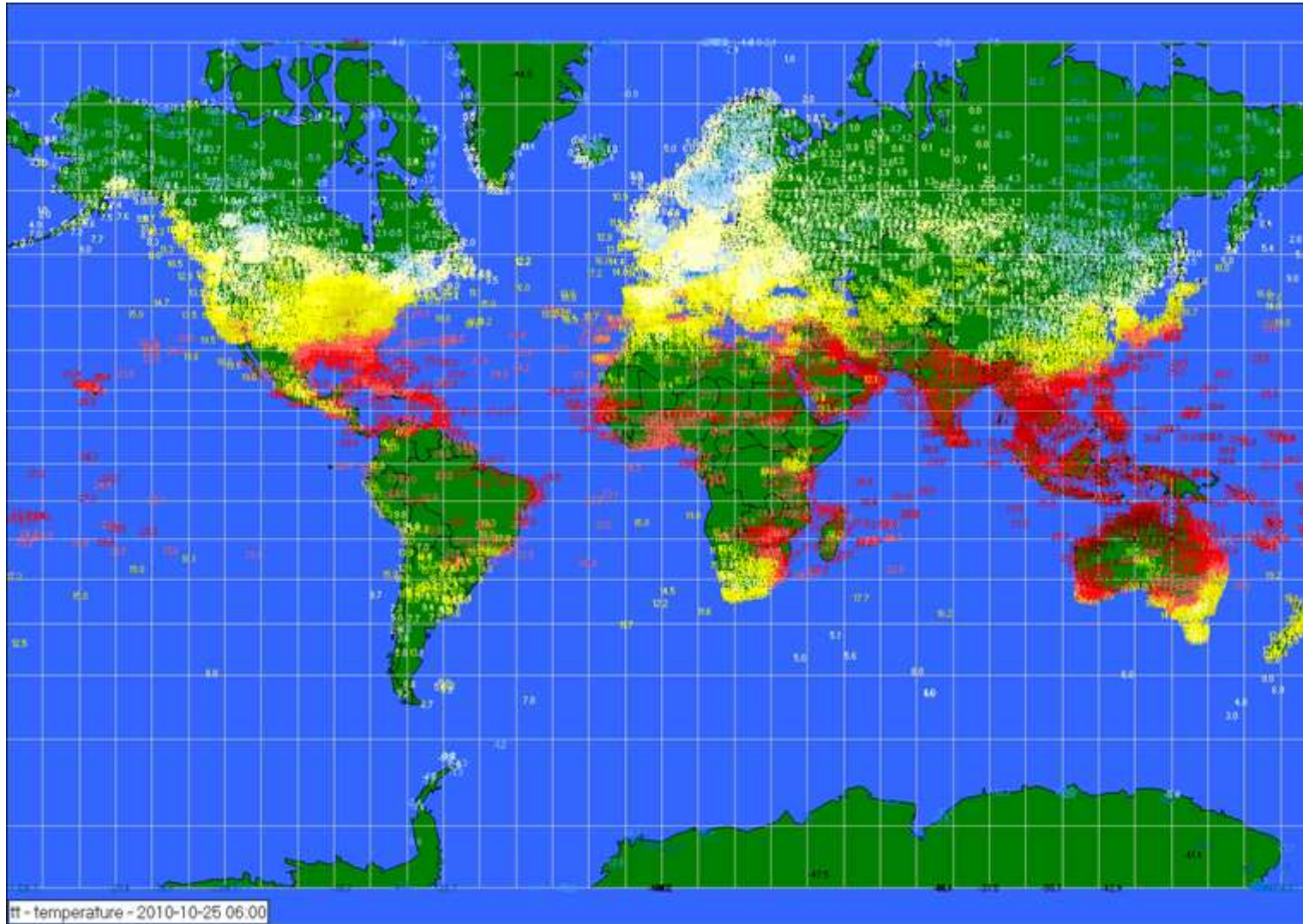
Global model output

MeteoGroup



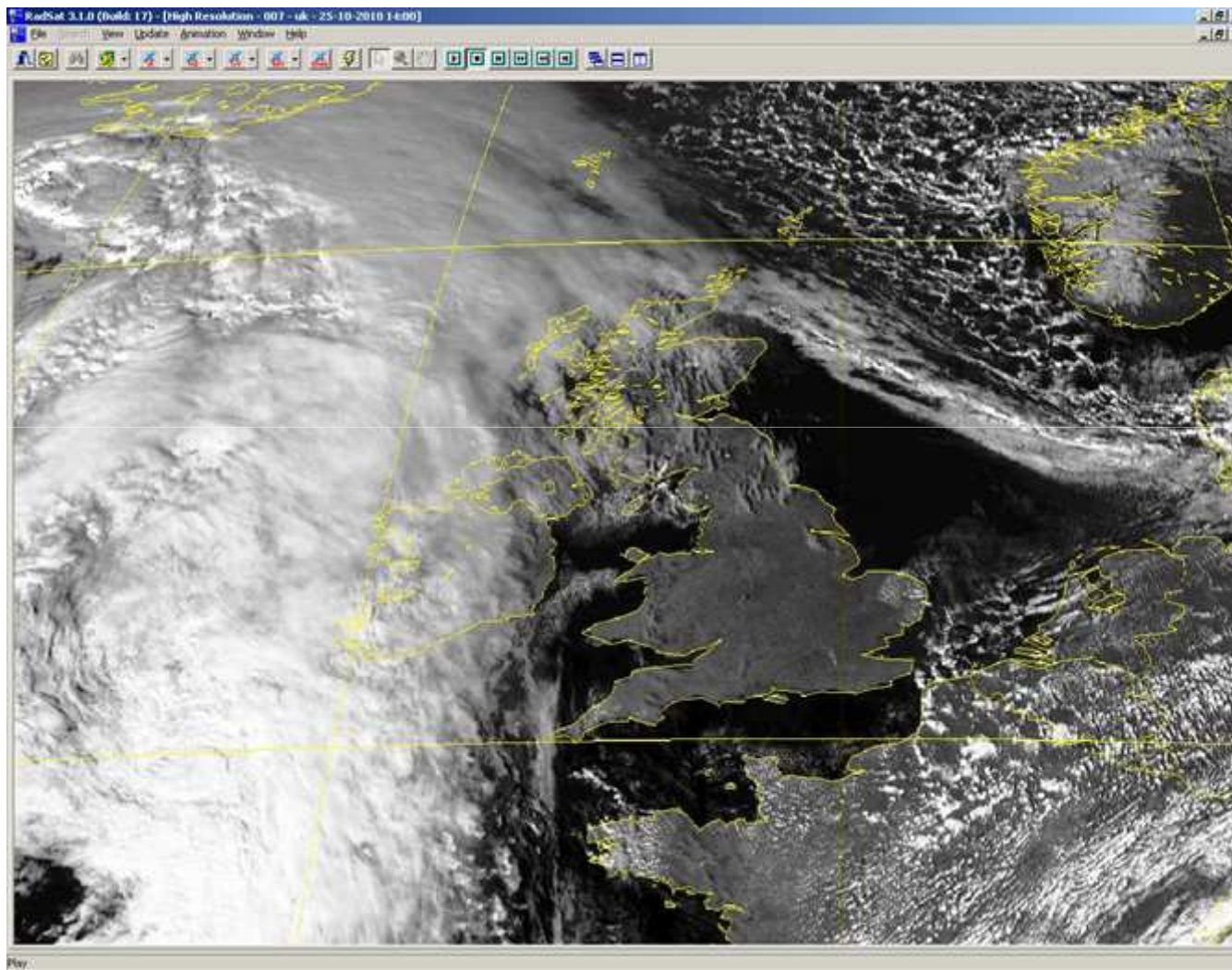
Global observations

MeteoGroup



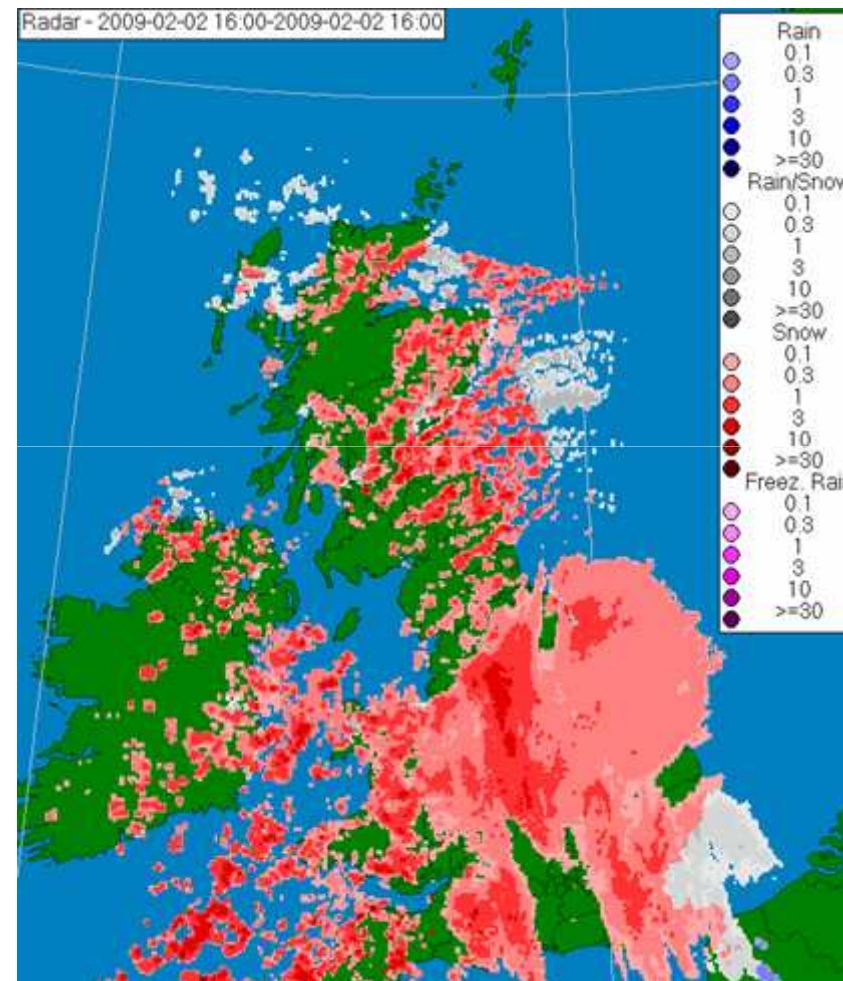
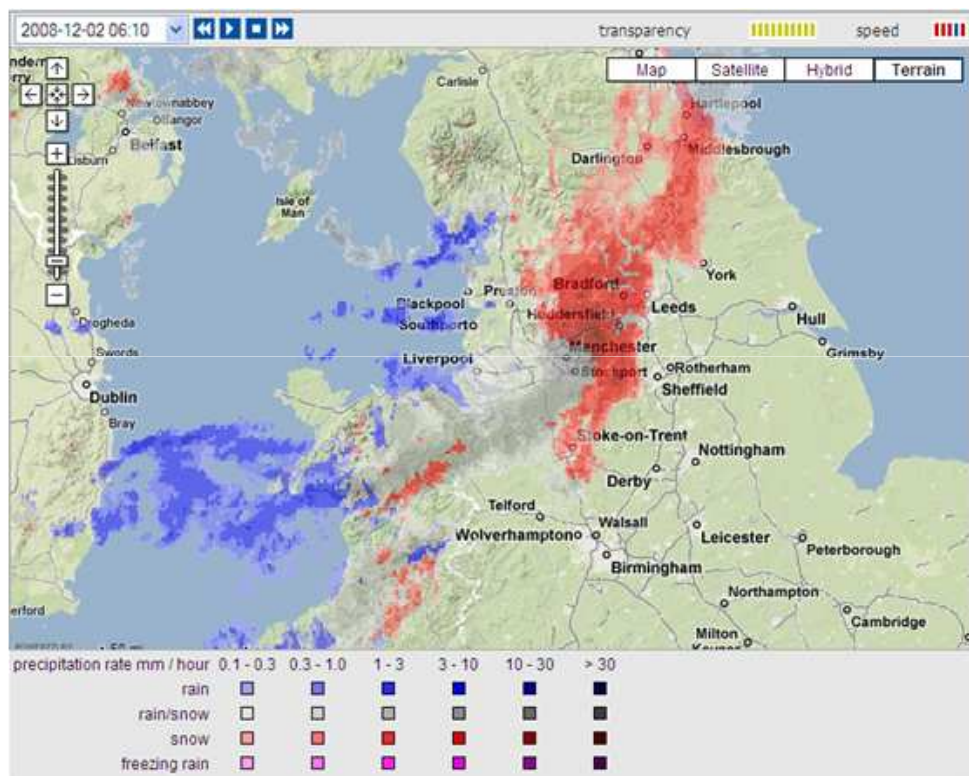
Satellite imagery

MeteoGroup

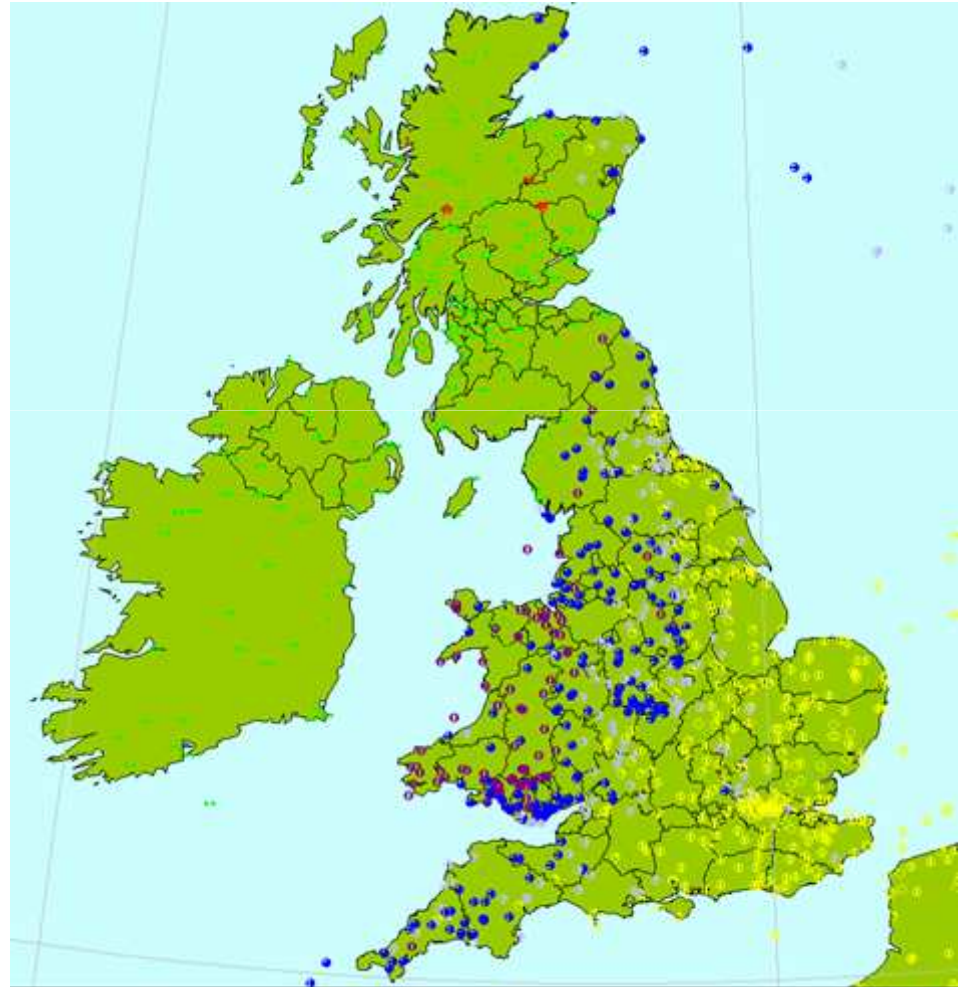


Precip type radar

MeteoGroup

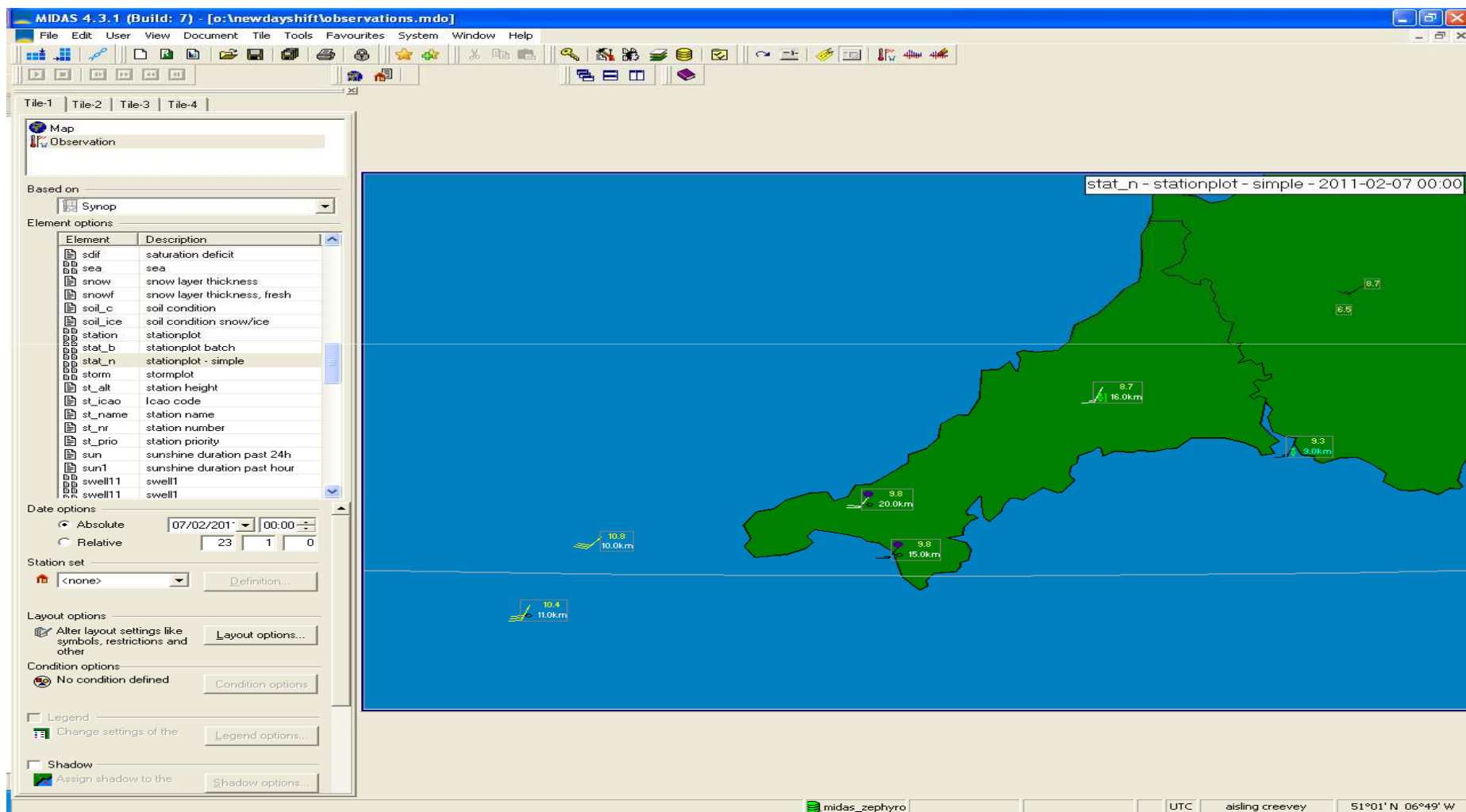


- Model Output Statistics
- Site specific forecasts
- 100+ elements
- Climatology
- World-wide coverage
- Forecaster intervention



Observations

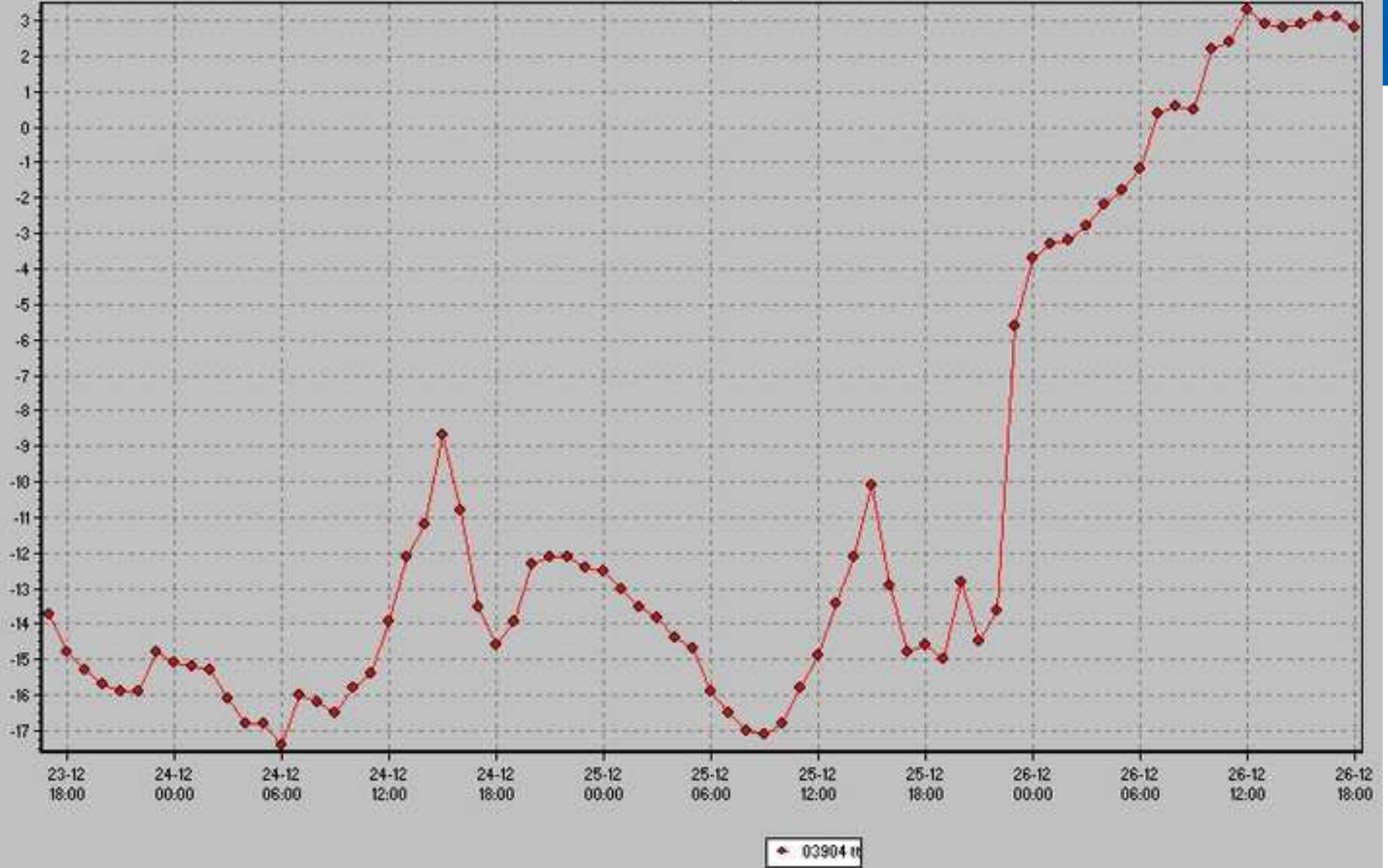
MeteoGroup



- Media
 - Interpreting models and ensuring a concise weather story
 - Forecasting!
 - Writing weather stories
 - Dealing with media calls
 - Dealing with clients
- Interpreting Charts
 - Winter Charts
 - Summer Charts
 - Recent Example

Media Calls

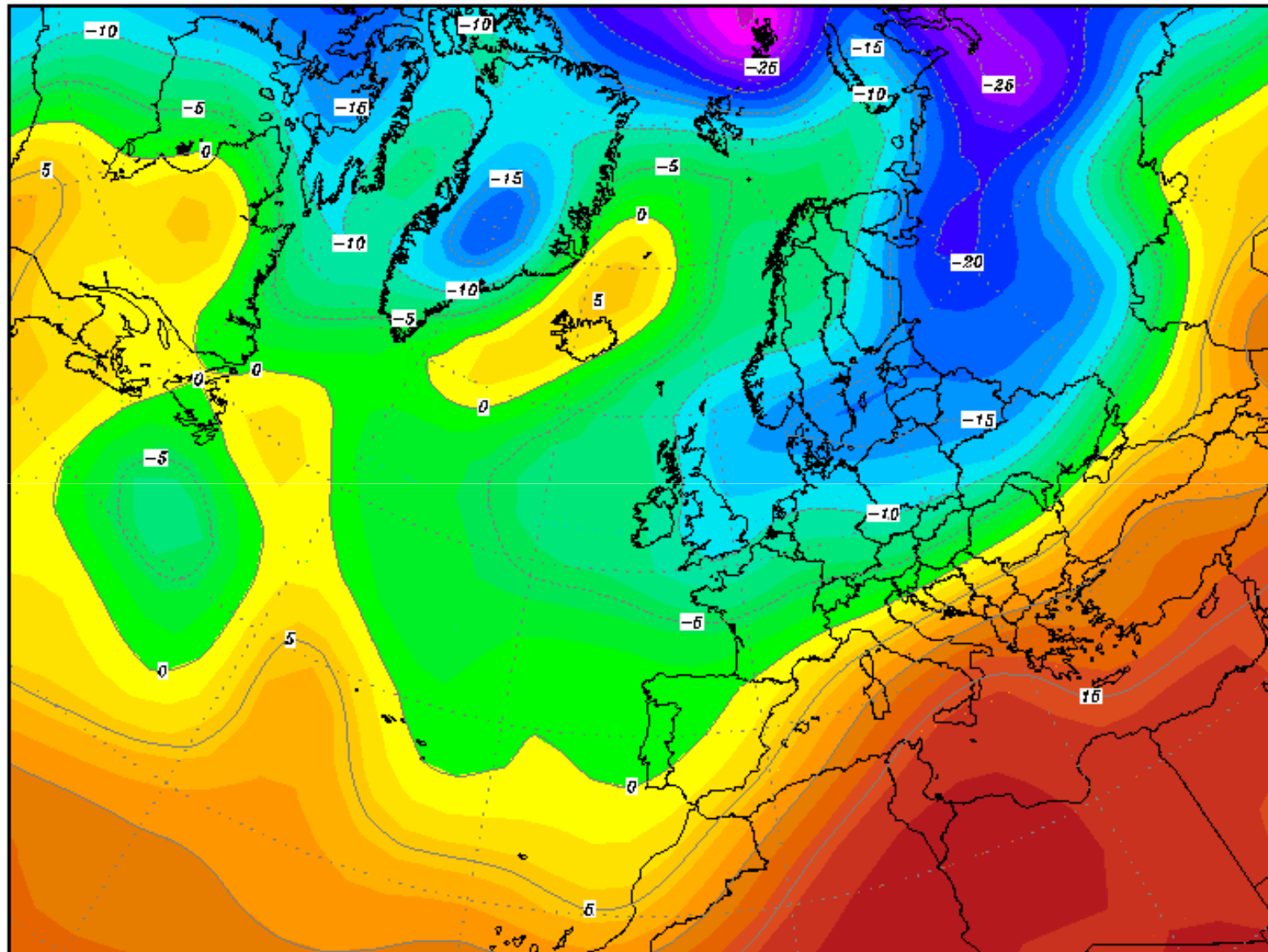
03904, Castleberg, tt



Winter Charts

01DEC2010 00Z

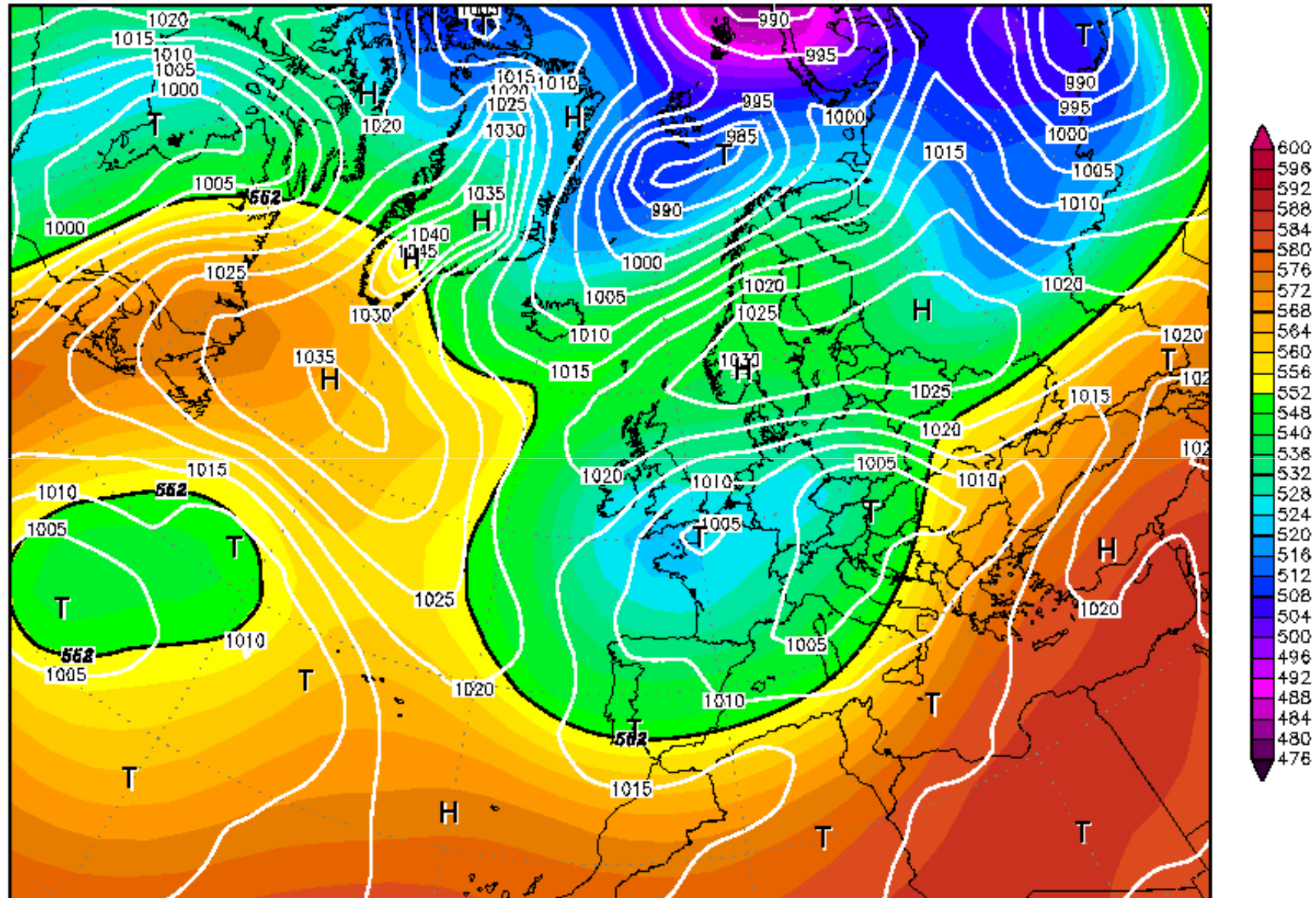
850 hPa Temperatur (Grad C)



Daten: Reanalysis des NCEP
(C) Wetterzentrale
www.wetterzentrale.de

02DEC2010 00Z

500 hPa Geopotential (gpdm) und Bodendruck (hPa)

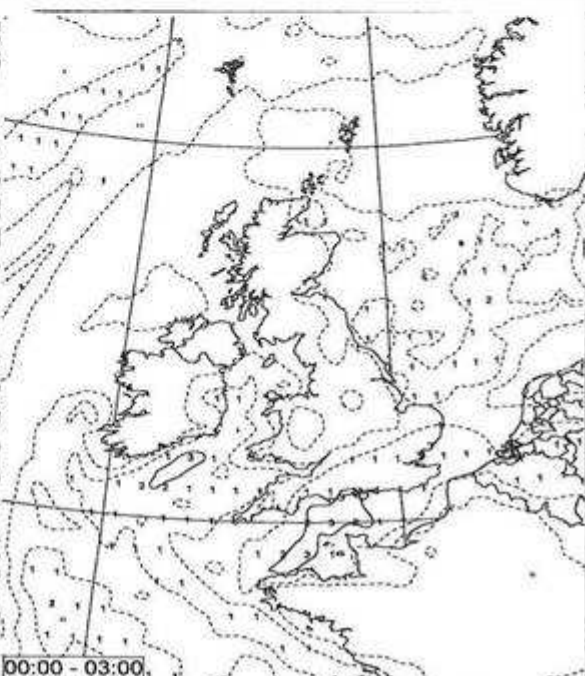
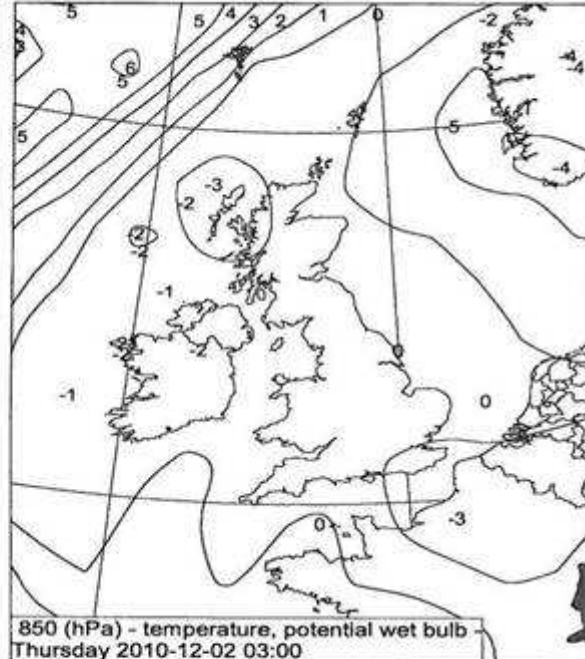
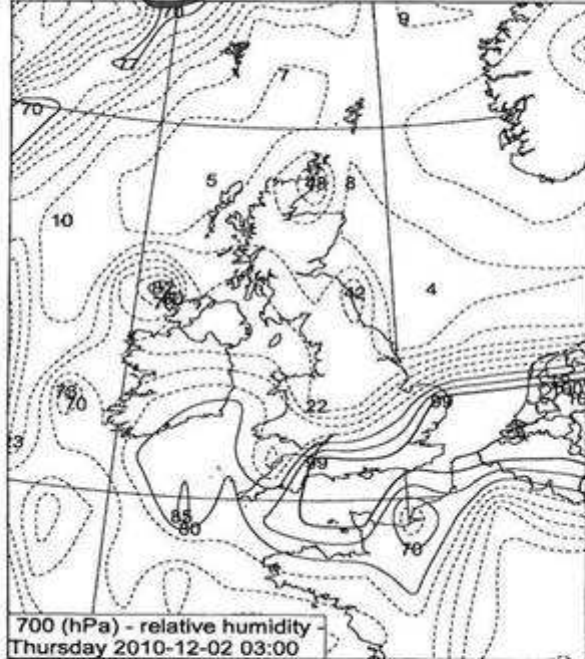
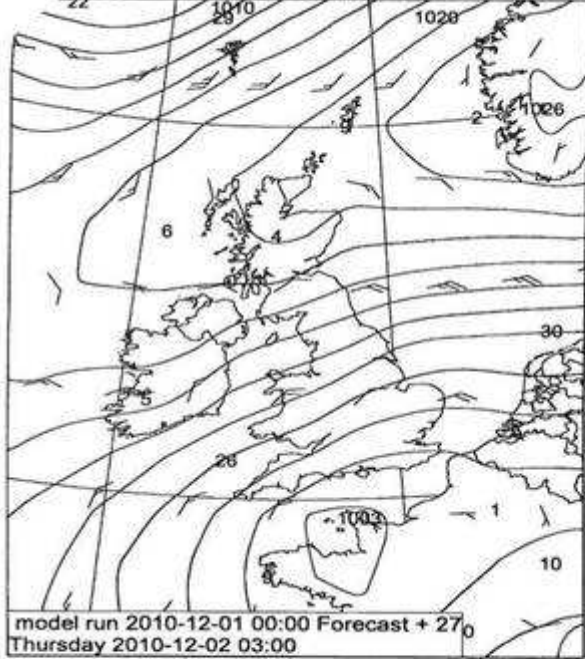


Daten: Reanalysis des NCEP
(C) Wetterzentrale
www.wetterzentrale.de

12-01 07:03

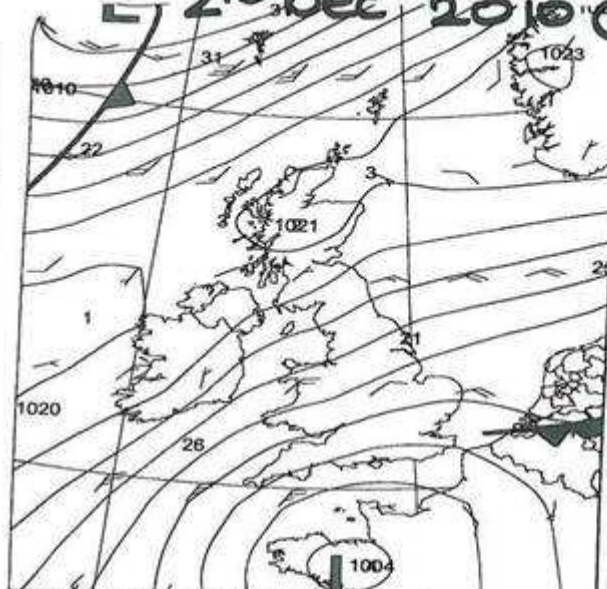
1st Dec 2010

A

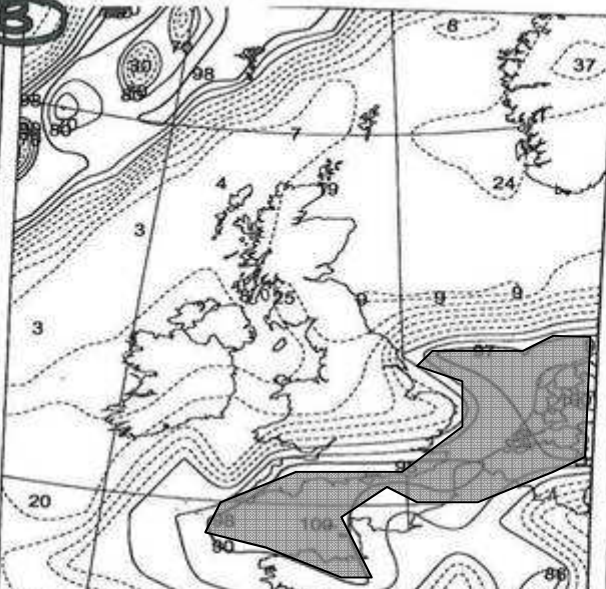


A

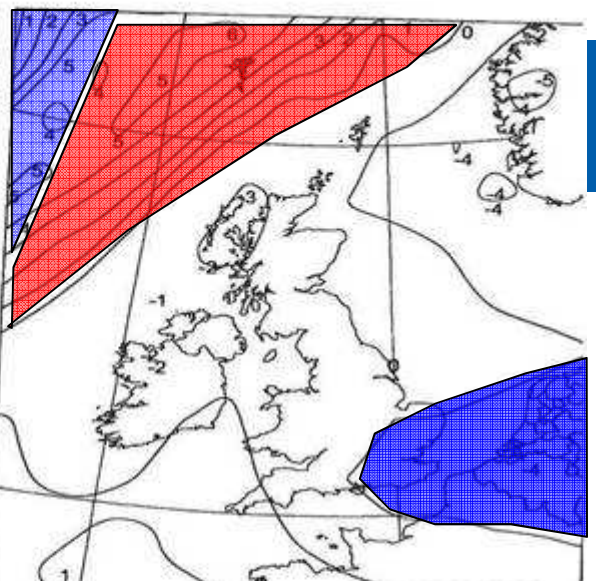
21st Dec 2010 (B)



model run 2010-12-01 00:00 Forecast + 36h
Thursday 2010-12-02 12:00



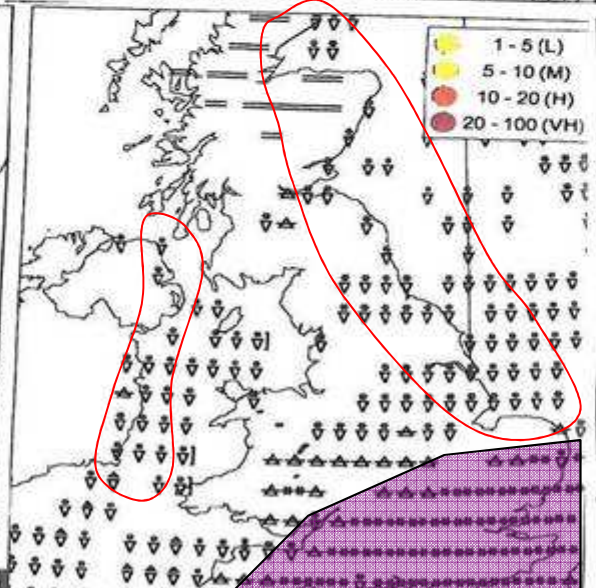
700 (hPa) - relative humidity
Thursday 2010-12-02 12:00



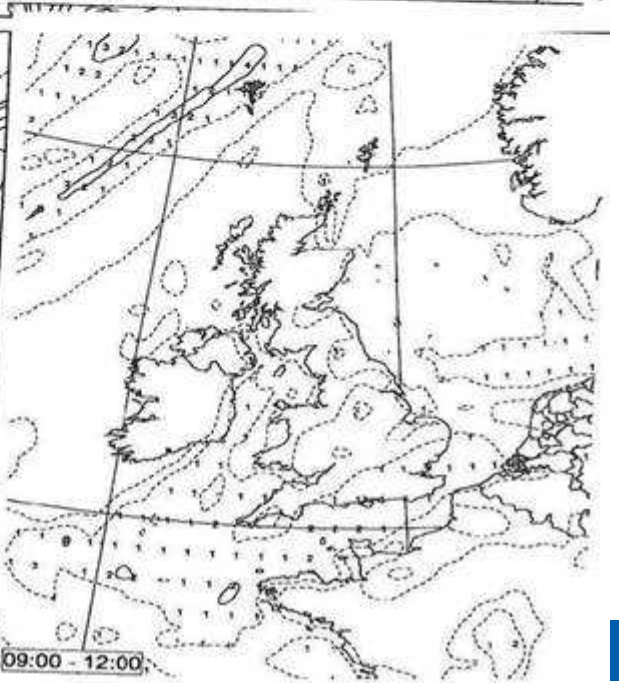
850 (hPa) - temperature, potential wet bulb
Thursday 2010-12-02 12:00



Surface - temperature, dewpoint
Thursday 2010-12-02 12:00



Thursday 12:00
prob. thunder, derive



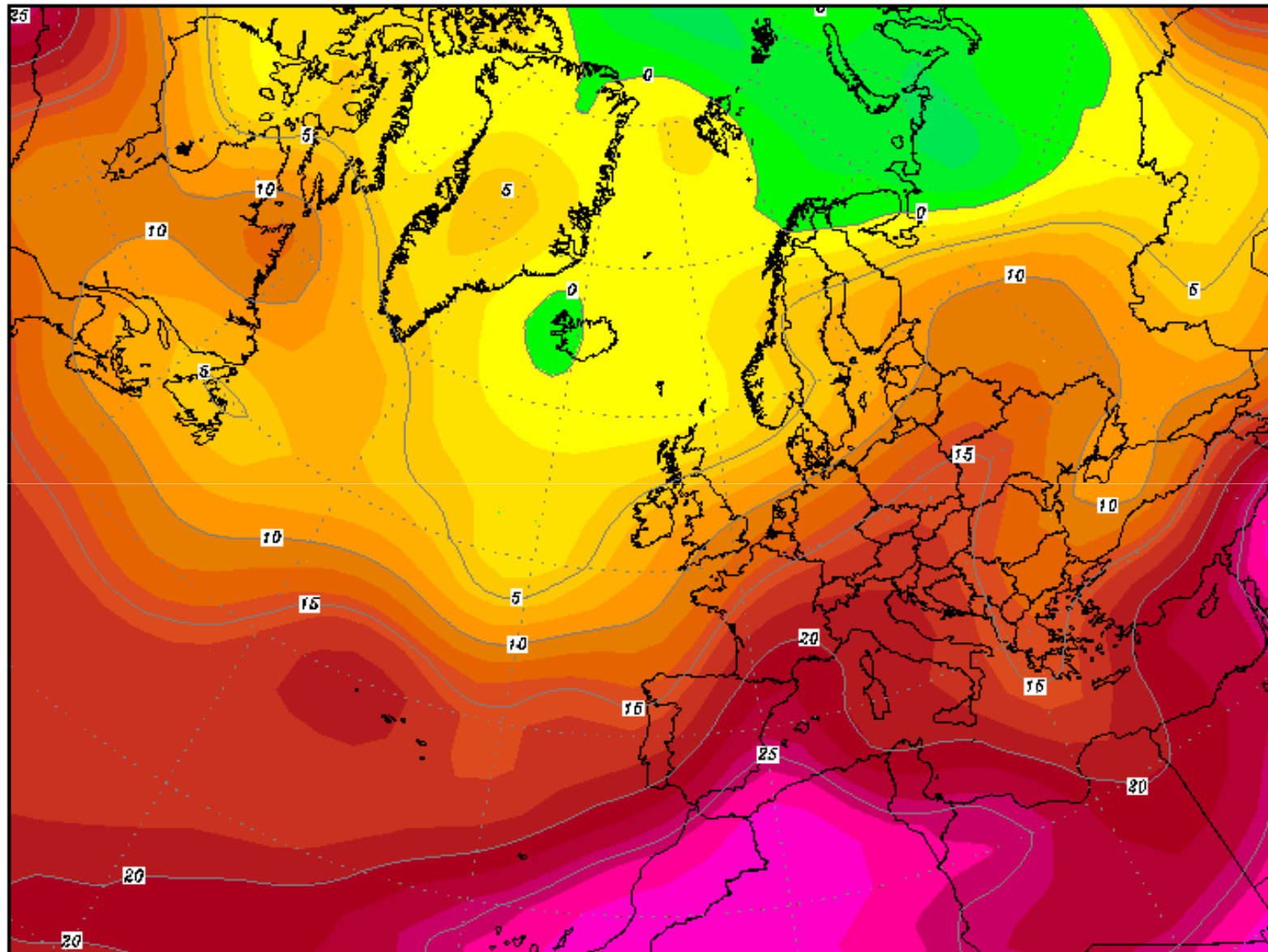
09:00 - 12:00

(B)

Summer Charts

23AUG2010 00Z

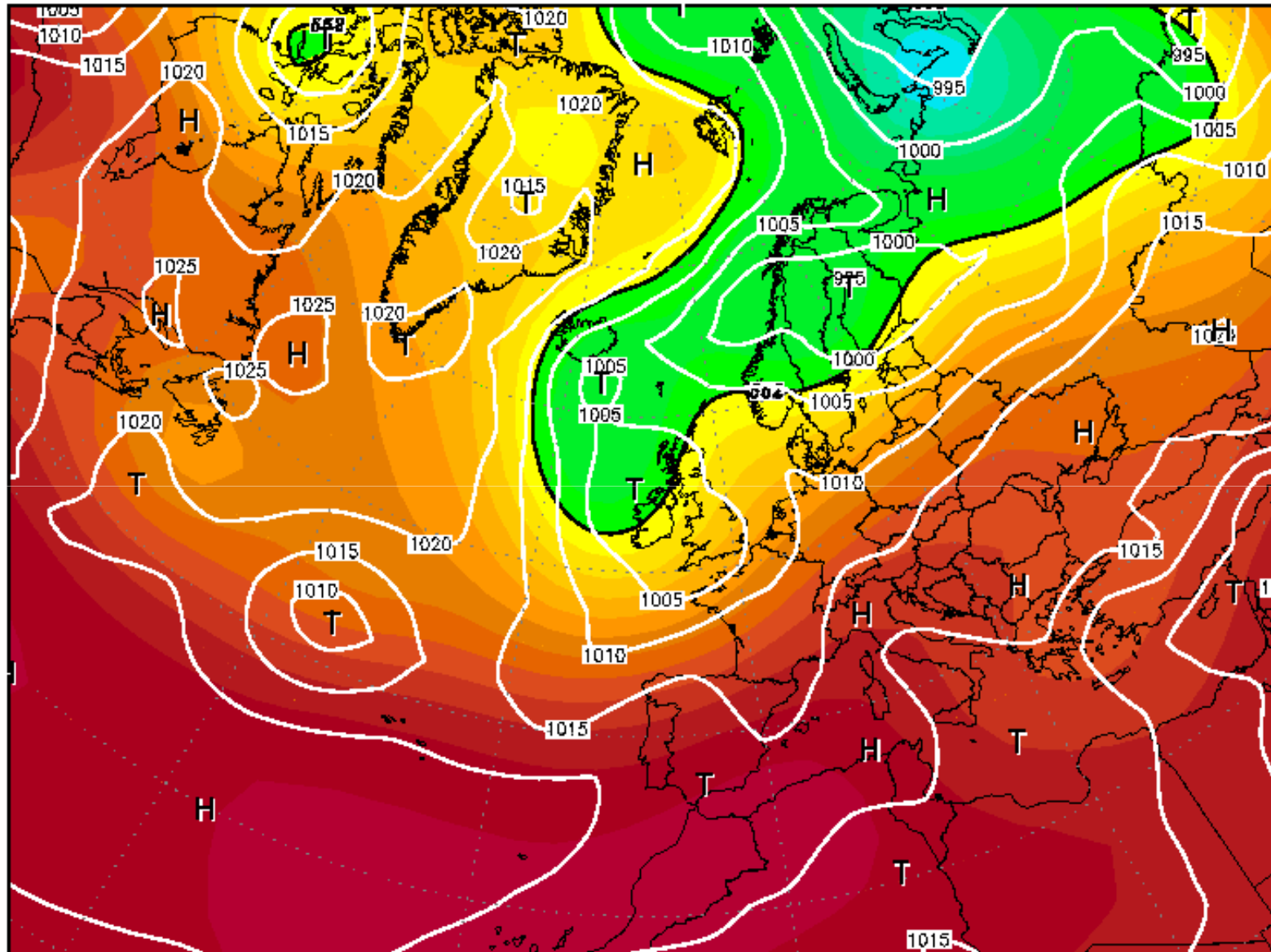
850 hPa Temperatur (Grad C)



Daten: Reanalysis des NCEP
(C) Wetterzentrale
www.wetterzentrale.de

23AUG2010 00Z

500 hPa Geopotential (gpm) und Bodendruck (hPa)



Daten: Reanalysis des NCEP
(C) Wetterzentrale
www.wetterzentrale.de

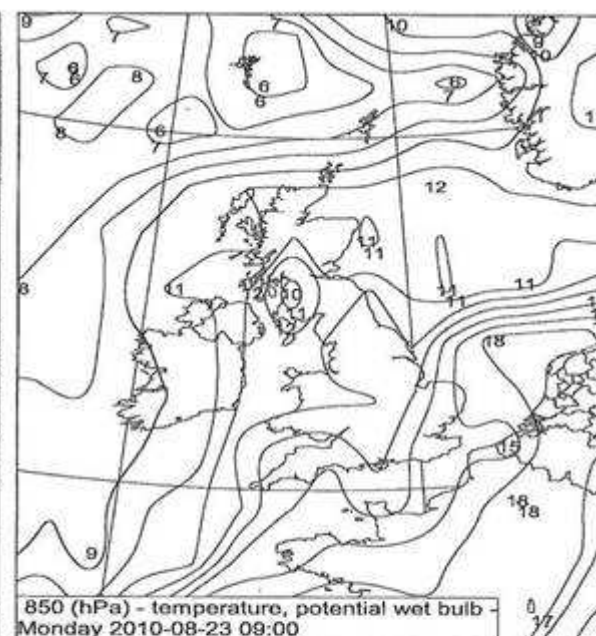
23rd AUG 2010



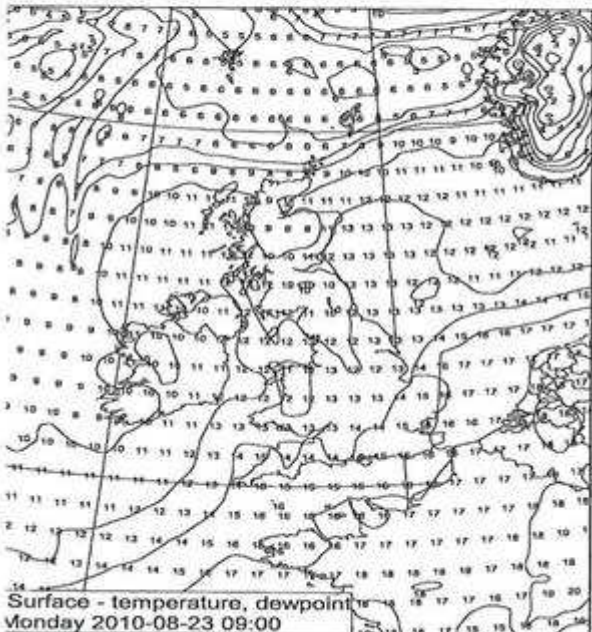
model run 2010-08-23 00:00 Forecast + 9
Monday 2010-08-23 09:00



700 (hPa) - relative humidity
Monday 2010-08-23 09:00



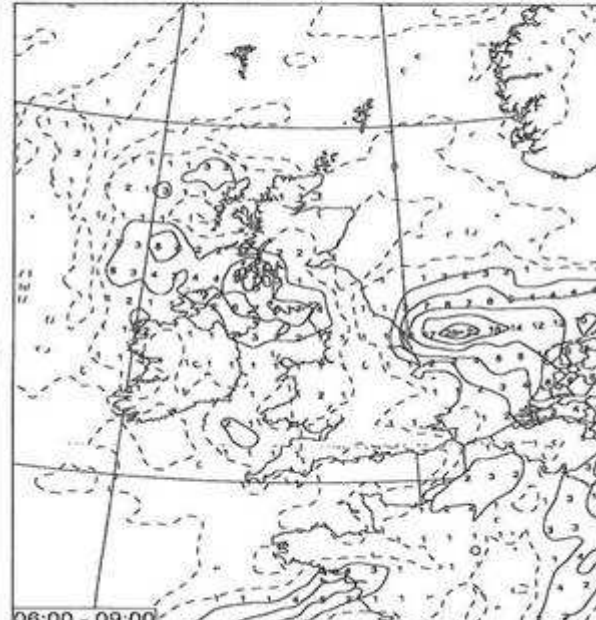
850 (hPa) - temperature, potential wet bulb
Monday 2010-08-23 09:00



Surface - temperature, dewpoint
Monday 2010-08-23 09:00



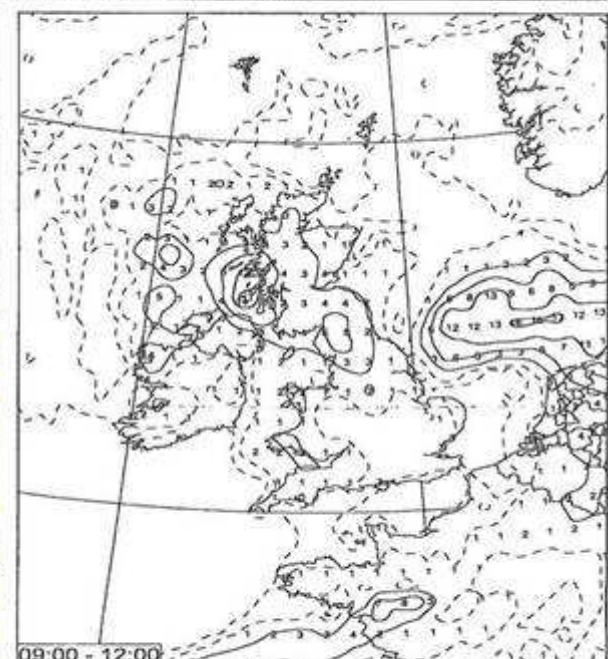
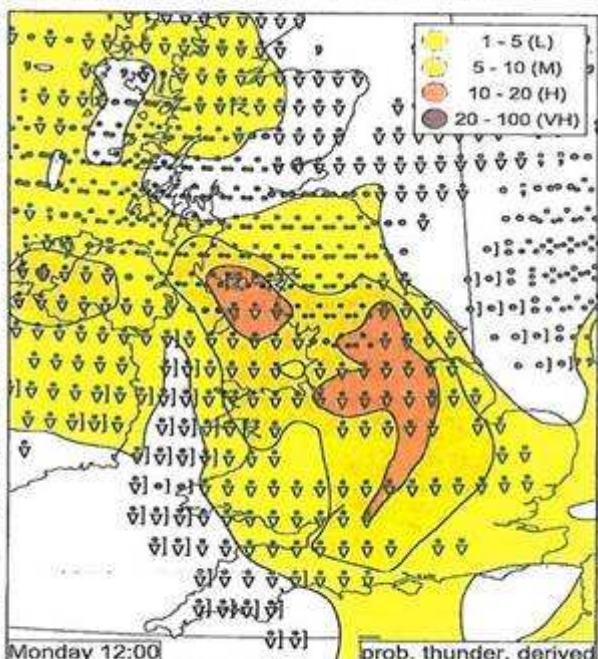
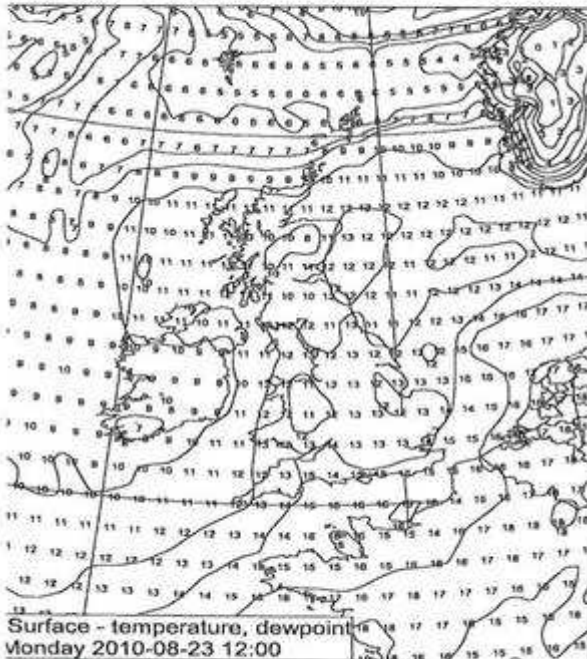
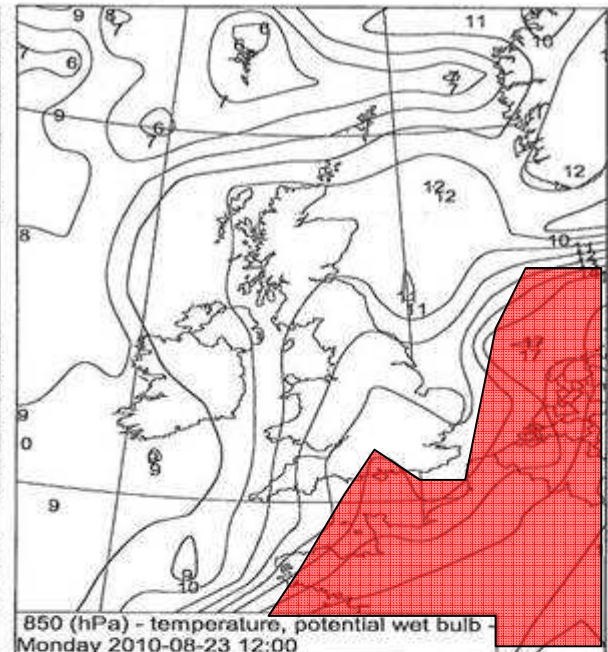
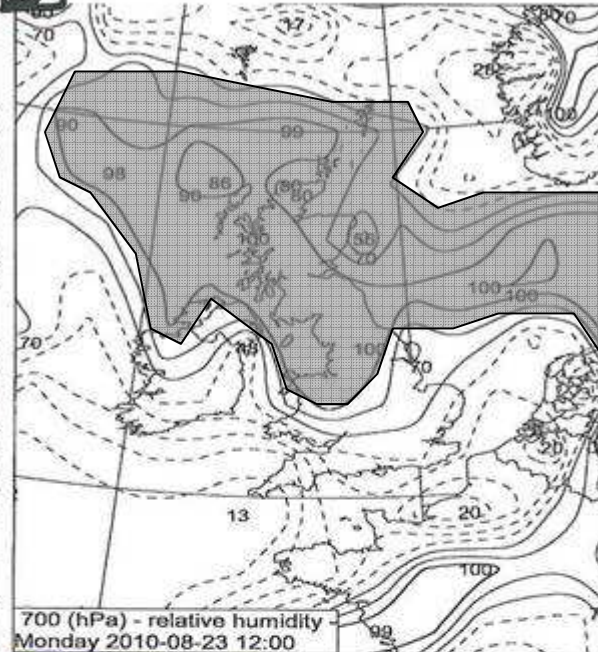
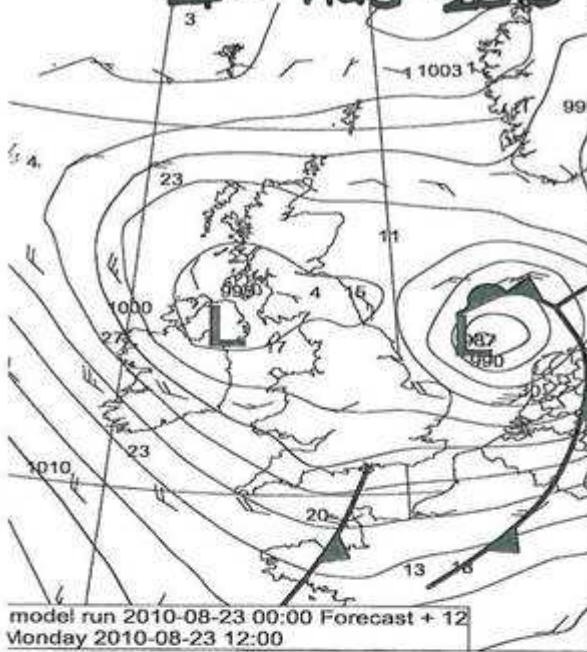
Monday 09:00



06:00 - 09:00

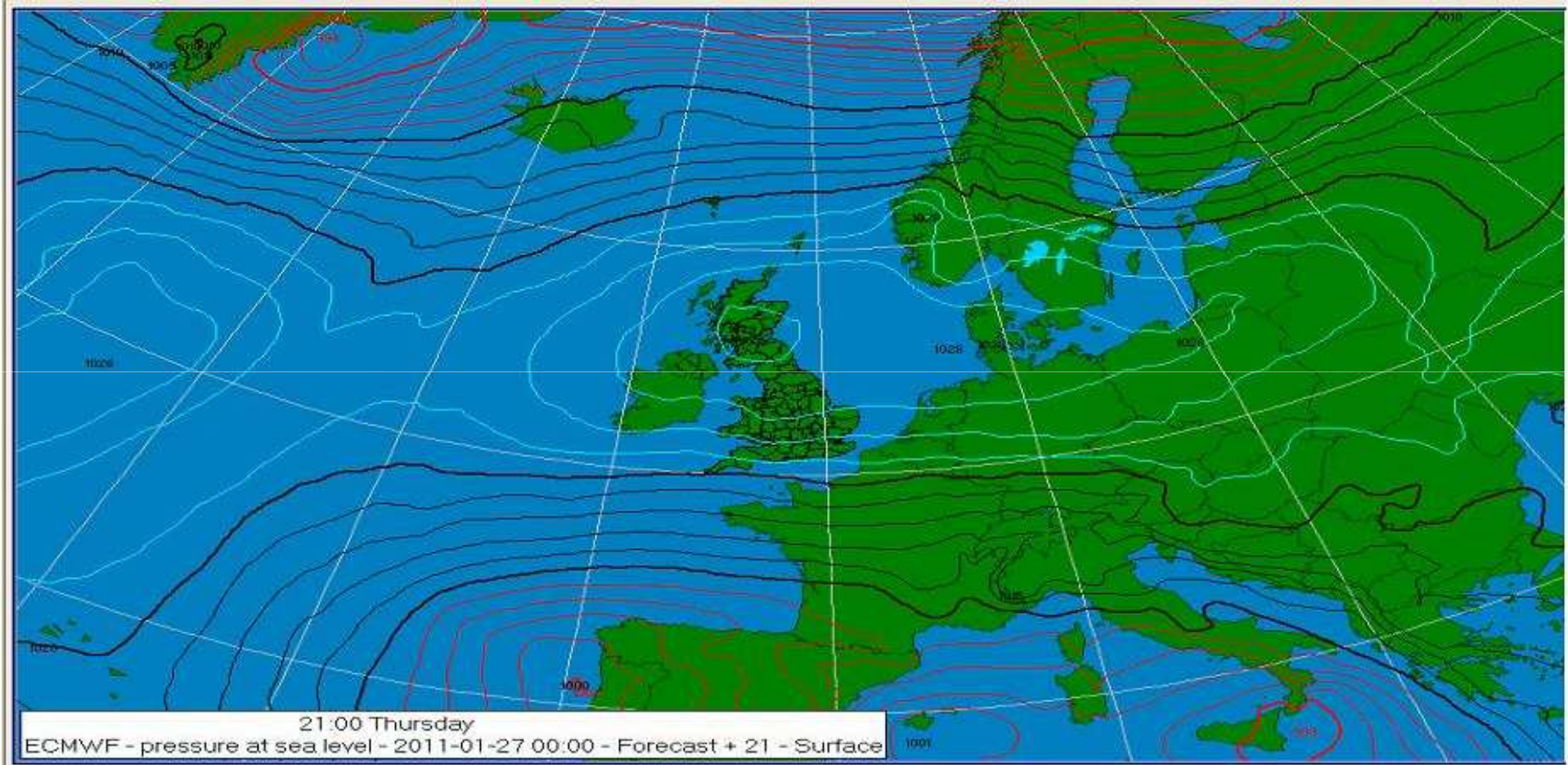


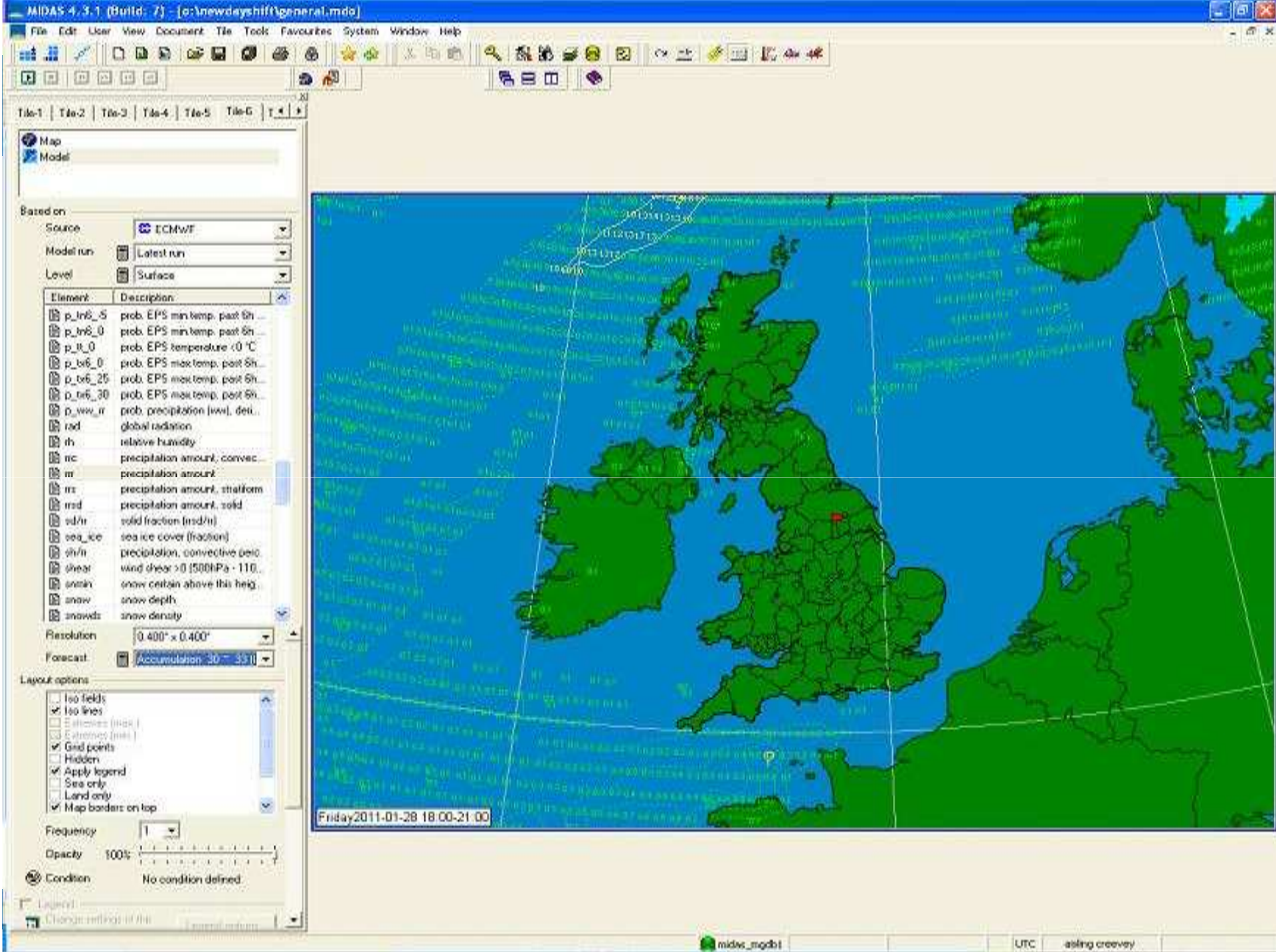
24th AUG 2010 [D]



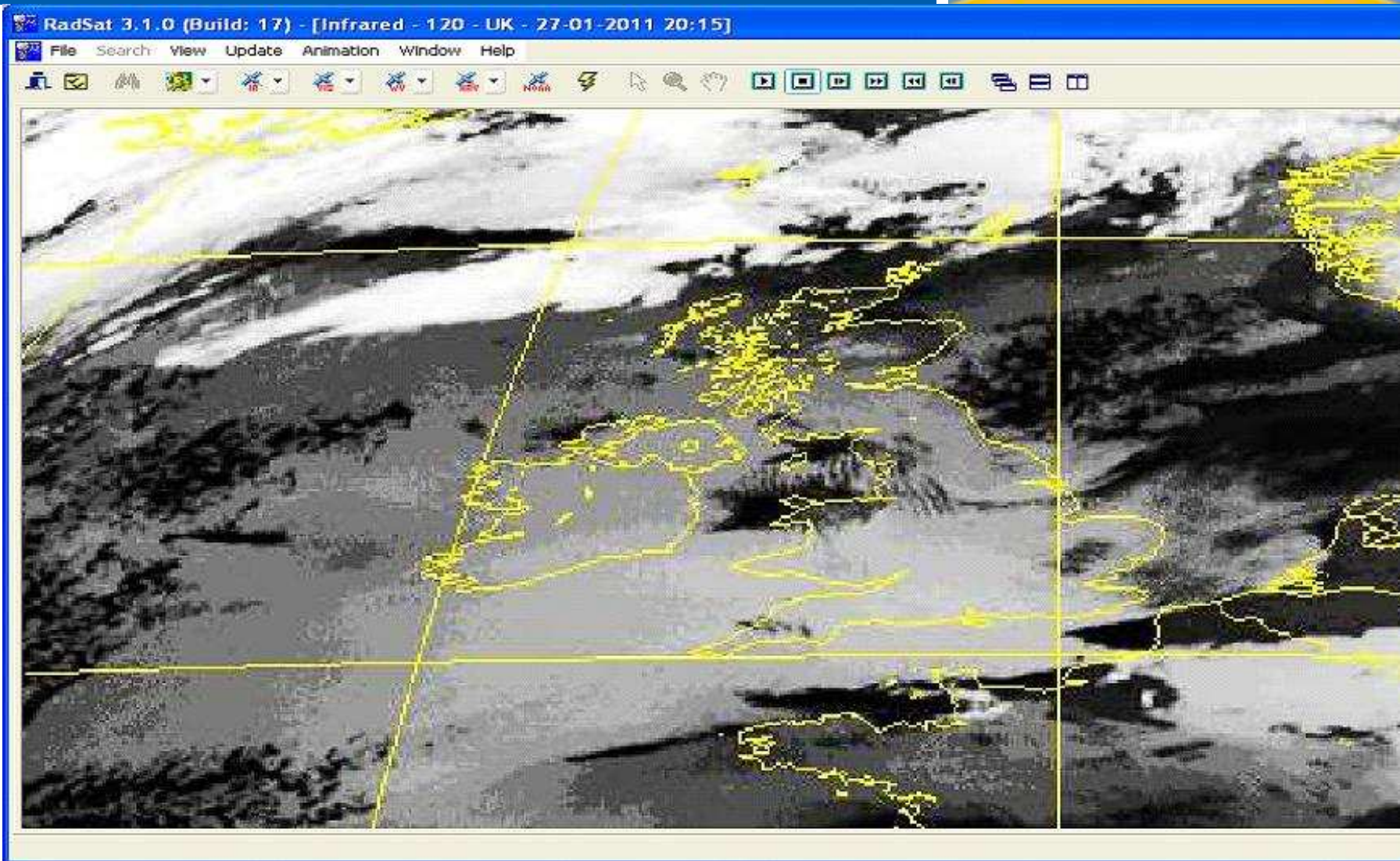
Recent Example

High Pressure Situation





High pressure situation 27th January 2011. North-easterly winds.





Home > Image Gallery > Real-Time Imagery

IMAGE GALLERY


- Real-Time Imagery
 - Meteosat IODC
 - Meteosat 0 degree
 - Imagery
 - Visualised Products
 - RGB Composites
 - Airmass
 - Ash
 - Dust
 - Eview
 - Fog
 - Western Europe
 - Central Europe
 - Eastern Europe
 - Western Africa
 - Central Africa
 - Eastern Africa
 - Southern Africa
 - West Atlantic
 - America

Meteosat 0 degree Fog Central Europe

Frames in Animation: 2 4 6 9 12 24 Speed: + - Download

Delay Last Image < Play Stop Play > 27/01/11 21:00 UTC Last Image

Zoom: SHIFT key pressed and Drag on the image



Precip Type

MeteoGroup



- The Advantages
 - Love what I do
 - Everyday is completely different
 - Great team
 - Observe weather history in the making
 - Private industry
- Disadvantages
 - Unsociable hours
 - High pressure
 - Private Industry
 - Your mistakes are very public!



Questions?

- www.meteogroup.co.uk
- www.raintoday.co.uk
- www.weatherpro.eu
- www.wetterzentrale.de
- www.eumetsat.int

SilverLining

MeteoGroup

SilverLining - Mozilla Firefox

File Edit View History Bookmarks Tools Help

http://pahweatherapp01/pagemakeup/forecaster.seam?cid=4052

Most Visited Getting Started Latest Headlines Web Slice Gallery

Workloads Interface SilverLining Rain Today? Premium | Workloads Interface Environment Agency - Google Image Result fo Wetterkarte

SILVERLINING: Latest in settings Home Preferences Logout

Shift Date: Shift: D1 Work Date: 06/02/2011

Forecaster Input

UKS - UK Summary - Service: Dummy
Data Deadline: 10:00:00 - Production Deadline: 23:00:00
Completed ✓ By [steveco]

Editions For Shift

Customer	Edition	DL	Comp
UK Summary	07/02/2011	10:00	
Daily Star	07/02/2011	12:00	
Daily Star	07/02/2011	12:00	
Daily Star	07/02/2011	12:00	
Gloucester Citizen	07/02/2011	12:00	
Gloucester Echo	07/02/2011	12:00	
Plymouth Evening Herald	07/02/2011	13:00	
Daily Record	07/02/2011	13:30	
Portsmouth News	07/02/2011	13:30	
Bournemouth Daily Echo	07/02/2011	14:00	
Dorset Echo	07/02/2011	14:00	
Lancashire Evening Telegraph	07/02/2011	14:00	
London Daily Mail	07/02/2011	14:00	
London Daily Mail	07/02/2011	14:00	
London Daily Mail	07/02/2011	14:00	
London Daily Mail	07/02/2011	14:00	
South Wales Echo	07/02/2011	14:00	
Southern Daily Echo	07/02/2011	14:00	
Torquay Herald	07/02/2011	14:00	
Daily Mirror	07/02/2011	15:00	
Daily Mirror	07/02/2011	15:00	
Daily Mirror	07/02/2011	15:00	
Guardian	07/02/2011	15:00	
Guardian	07/02/2011	15:00	
(independent)	07/02/2011	15:00	

editions 1-41 of 41

UK D1 Forecast

UK D+1 Forecast
Long today forecast (UK = England, Scotland, Wales and Northern Ireland)
Rain and hill snow across Scotland and Northern Ireland, the snow possibly falling to lower levels, clearing to sun and showers. Cloudy and windy for a time across elsewhere with rain or drizzle, but turning brighter from the north-west
236/240 - Characters left [4]

UK D1 Forecast

UK D+1 Forecast
Short today forecast (UK = England, Scotland, Wales and Northern Ireland)
Rain and mainly hill snow in Scotland and Northern Ireland clearing to sun and showers. Cloudy and windy for a time elsewhere with rain or drizzle, but brighter for many later
175/180 - Characters left [5]

Britain D+1 Forecast

Britain D+1
For BTL (Britain = England, Scotland and Wales DO NOT include Northern Ireland)
Heavy rain and hill snow for a time across Scotland, snow possibly falling to lower levels, clearing east to sun and showers, these wintry over high ground. Cloudy and very windy for a time over England and Wales with rain or drizzle for some, mostly in the north and west. Brighter skies will follow from the north-west across most parts later with winds easing

Maps Stations Complete Save

Copyright - The Press Association 2005. Connected to (pahweatherapp01:3366/pageproduction)